



**GREATER
MANCHESTER**
FIRE AND RESCUE SERVICE

Police, Fire & Crime Panel Presentation

December 2021

OVERVIEW OF GREATER MANCHESTER

GMFRS PROTECTS **1.22 MILLION**



households, a quarter of which are in areas that are in the 10% most deprived nationally



57 town and city centres



Internationally renowned **UNIVERSITY & RESEARCH** facilities

100,000 people receiving disability allowance



451,000 over 65s (set to increase 21% by 2045)



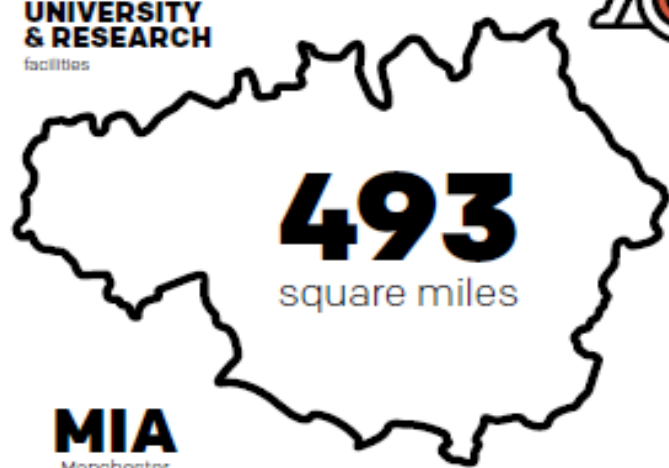
55,000 over 85s (set to increase 70% by 2045)




551,000 people living with long-term health conditions



2.8 MILLION residents



493 square miles



130 miles of railways



600+ high-rise residential buildings

MIA Manchester International Airport

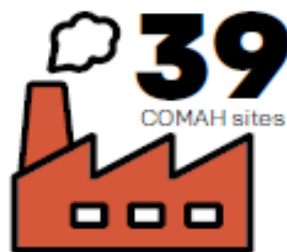


200+ different languages spoken

1000s of acres of moorland



62 miles of Metrolink track



39 COMAH sites



468 miles of canals

10 motorways

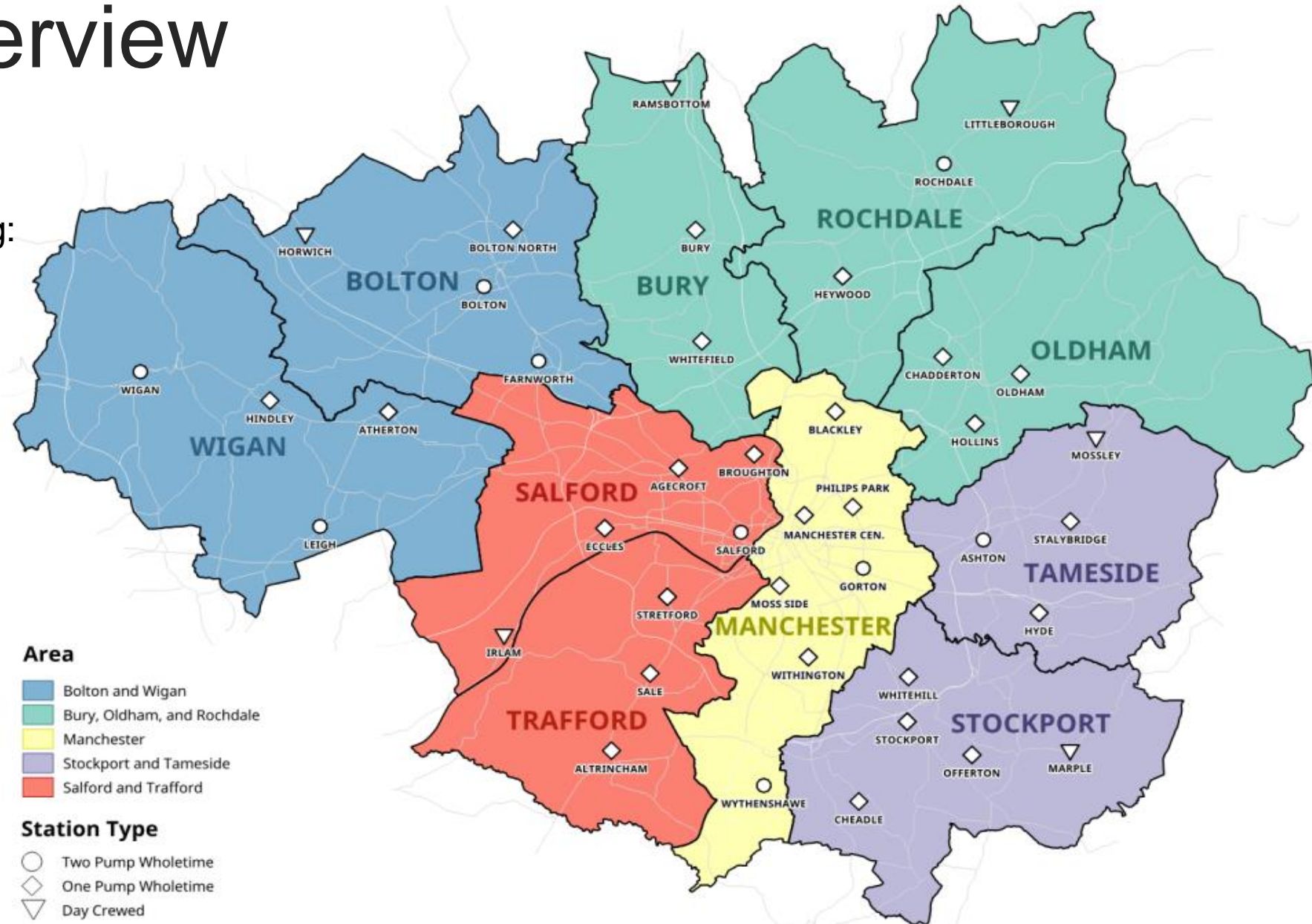


we attend **THOUSANDS OF INCIDENTS** including fires, road traffic collisions, flooding and rescues

GMFRS Overview

GMFRS has 45 sites across Greater Manchester, including:

- Bury Training & Safety Centre
- Manchester Training & Development Centre
- Technical Services Centre
- Headquarters in Swinton
- 41 Fire Stations





**GREATER
MANCHESTER**
FIRE AND RESCUE SERVICE

Fire Plan 2021-25

- Underpinned by robust and comprehensive Annual Strategic Assessment of Risk (SAoR)
- Public, partners and staff consultation
- 6 Strategic Priorities
- 47 commitments
- Outcomes Framework

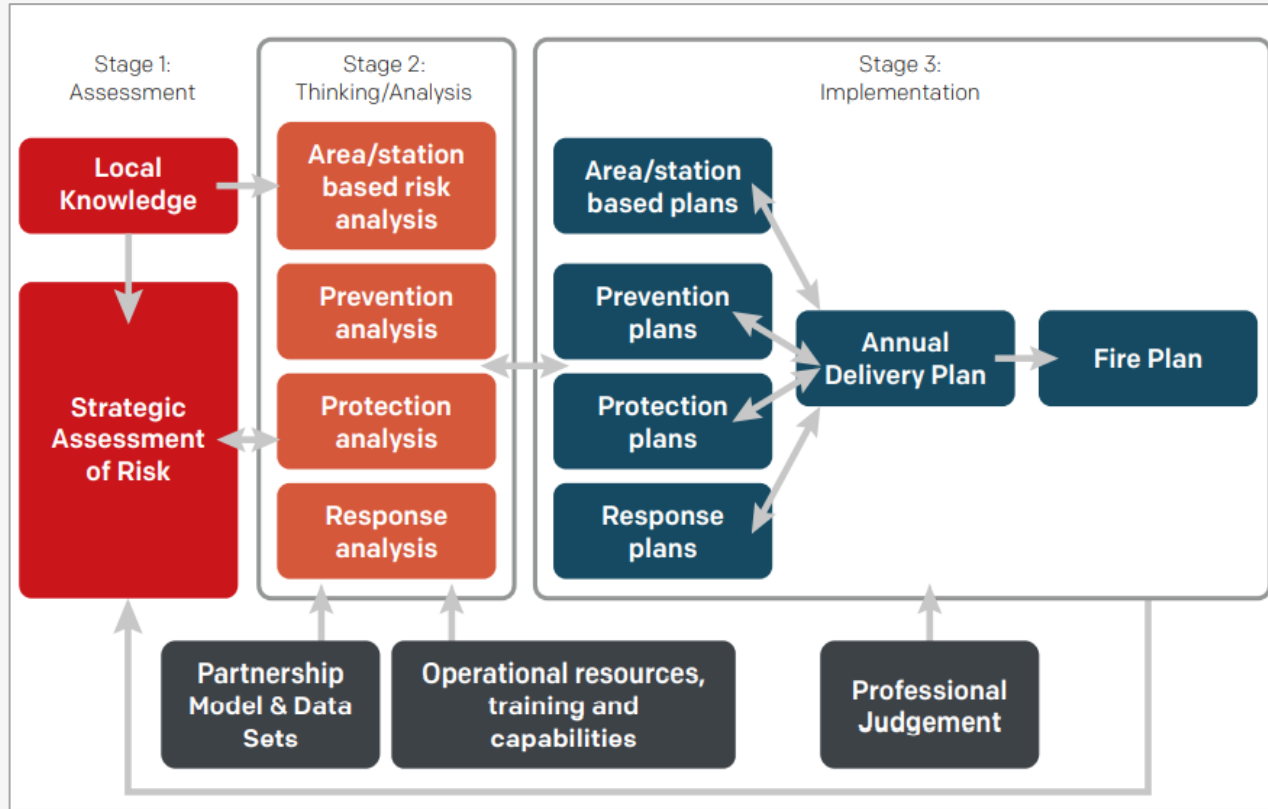
Annual Delivery Plan 2021-22 – ‘OUR PLAN’

Five Pillars:

- Our Role
- Our Communities
- Our People
- Our Partners
- Our Future



Community Risk Management Model



Our Community Risk Management Model provides a process that enables us to have a greater understanding of the specific risks each community faces and allow us to:

- More effectively target prevention work at the most vulnerable to prevent incidents from happening
- More effectively target protection work at the buildings that most require improvement
- Locate our resources where they are needed most so that when we do have to respond we can do so as quickly and effectively as possible

Local Planning

- Underpinned by the annual Strategic Assessment of Risk
- Local Station Managers and Watches asked to identify local risks and priorities resulting in development of Station Action Plans
- Group Managers review and extract the highest risks across all of their respective stations to develop Area Action Plans
- Plans drafted and shared with Community Safety Partners for feedback
- Reflect local and area priority objectives
- Progress reported quarterly



**GREATER
MANCHESTER**
FIRE AND RESCUE SERVICE

Primary Functions

Response

Frontline crews deliver many of the priorities in Fire Plan the most obvious being:

- ***Priority 1: Provide a fast, safe and effective response***

- 5th fastest response time in England
- 10 min response planning standard
- Aim to achieve 80% of occasions
- Current response to 'life risk' incidents is 7min 26 secs on 87% of occasions

Prevention

- The Prevention team provides the strategic direction, policy, guidance, and specific resources to deliver our strategic priority:
 - **Priority 2: Help people reduce the risks of fires and other emergencies**
- The Head of Prevention is the strategic lead for home safety, education, campaigns, community safety and volunteering.
- Ensures that risk reduction activities are developed and implemented to improve the quality of life of the people and communities of Greater Manchester.
- Includes the delivery of Home Fire Safety Assessments (HFSA), and Prince's Trust programmes

Protection

- The Protection team provides the strategic direction, policy, guidance, and support to enable GMFRS to deliver our strategic priority:
 - *Priority 3: Help protect the built environment*
- The Head of Protection is responsible for the following functions: Fire Investigation, Fire Engineering, Petroleum and Explosives, Operational Intelligence, Technical Fire Protection and Enforcement.
- Ensures that Area Fire Protection Teams are equipped and supported to help businesses comply with their responsibilities and for keeping firefighters safe when operating within the built environment.



**GREATER
MANCHESTER**
FIRE AND RESCUE SERVICE

How we are inspected

HMICFRS

The inspections are designed to promote improvement and identify all aspects of the work undertaken by FRSs. Using experts from across the sector to deliver the inspections, the methodology considers three broad pillars, namely:

- **Efficiency** – How efficient are we at keeping people safe and secure from fire and other risks?
- **Effectiveness** – How effective are we at keeping people safe and secure from fire and other risks?
- **Leadership** – How well do we look after our people?

Our first inspection took place in November 2018 and the Service was graded as 'Requires Improvement' in a number of areas, and over the last two years we have been working to deliver improvements, monitoring progress through our governance boards.

Our second inspection took place in June 2021 and we are currently awaiting the release of the our inspection report, due in December 2021.

End of year video insert into this slide



**GREATER
MANCHESTER**
FIRE AND RESCUE SERVICE

Our Performance

KEY PERFORMANCE INDICATORS

The performance highlights for Q1 are:



Average response time to life risk emergencies; 7 minutes 15 seconds, well within the target of 7 mins and 30 seconds.



45 injuries from fire in Q1 2021/22 comparable to 46 during Q1 last year.



12 Hostilities towards GMFRS personnel/property in Q1 2021/22; a decrease of 59% (17) compared to Q1 last year.

% of appliances crewed and available; Q1 2021/22 performance

99.99% better than target

of 99% implemented 01.04.21.



1,926 Deliberate Secondary Fires

attending in Q1 2021/22, 123 (6%) less than Q1 last year.



Deliberate Primary Fires 330 incidents

in Q1 this year compared to 316 in Q1 last year.



During Q1 2021/22 we attended **850 FADA;** 11.46% (110) less than Q1 last year.



Firefighter fitness 97.74% slightly adverse to target of 99% in Q1.

The % of Statutory Medicals in date in Q1 95.83%

Whilst target of 99% not achieved this is a very good result considering we are in the midst of the Covid-19 pandemic.



Accidental dwelling fires 440 incidents

in Q1 2021/22; 38 (7.95%) less than Q1 last year.



RESPONSE - Provide a timely, safe and effective response		Full Year Forecast or Target
Corp 1.0	Average Response Time to 'life risk' Emergencies (includes call handling, turnout and travel)	7 mins 30 secs or less
Corp 1.1	% of appliances crewed and available	99%
Corp 1.2	Maintenance of competencies (% completed against planned) - MoC3	95%
Corp 1.3	Maintenance of competencies (% completed against planned) - MoC6	97%
Corp 1.4	Maintenance of competencies (% completed against planned) - MoC12	97%
Corp 1.5	Firefighter fitness (Acceptable to Excellent)	99%
Corp 1.6	% of statutory medicals in date	99%
PREVENTION - Helps reduce the risks of fire and other emergencies		Full Year Forecast or Target
Corp 2.0	Number of Fire Deaths	Aspire to zero
Corp 2.1	Number of Injuries from Fire	No corporate target
Corp 2.2	Deliberate Primary Fires	No corporate target
Corp 2.3	Deliberate Secondary Fires	No corporate target
Corp 2.4	Hostilities towards GMFRS personnel/property	Aspire to zero
Corp 2.5	Accidental Dwelling Fires	No corporate target
Corp 2.6	All Special Service Calls	Monitored
Corp 2.7	Number of Safe and Well visits completed	TBA
Corp 2.8	Princes Trust - % completion rate	85%
PROTECTION - Help protect the built environment		Full Year Forecast or Target
Corp 3.0	Number of Fire Safety Activities	Monitored
Corp 3.1	Total number of audits completed of which;	4,320
Corp 3.1a	% Satisfactory	Monitored
Corp 3.1b	% resulting in formal enforcement	Monitored
Corp 3.1c	% resulting in advice	Monitored
Corp 3.2	Number of businesses receiving advice	Monitored
Corp 3.3	FADA (False alarm due to apparatus - non domestic)	No corporate target
SERVICE EXCELLENCE - Use resources sustainably and deliver the most value		Full Year Forecast or Target
Corp 4.0	% Reduction in our Carbon Footprint (compared to baseline year (2018/19)	-39%
Corp 4.1	Progress against annual savings plan	£1.5m
PEOPLE - Develop a culture of excellence, equality and inclusivity		Full Year Forecast or Target
Corp 5.0	% of Workforce; Male	Monitored
	% of Workforce; Female	Monitored
Corp 5.1	% of Workforce; Ethnic Minority Group	Monitored
Corp 5.2	% of Workforce LGB Plus Sexual Orientation	Monitored
Corp 5.3	% of Workforce Trans	Monitored
Corp 5.4	% of Workforce Non Binary	Monitored
Corp 5.5	Absence levels (%) All staff	3.50%
Corp 5.6	% Apprentices from Current Workforce	2.30%
Corp 5.7	Number of RIDDOR reportable accidents	Monitored
Corp 5.8	All on duty accidents	Monitored
PARTNERSHIP WORKING - Integrate our services in every locality with those of partner agencies		Full Year Forecast or Target
Corp.6.0	Level of engagement in Local authority safeguarding assurance exercises (expressed as a %)	100%



**GREATER
MANCHESTER**
FIRE AND RESCUE SERVICE

Thank You