

Economic Resilience Dashboard



Tracking the Greater Manchester Economy

The Economic Resilience Dashboard aims to provide up to date intelligence on the conditions in the Greater Manchester (GM) economy following the outbreak of Covid-19.

The data is divided into six sections:

- **Labour Market and Household Finances** provides leading indicators on employment, pay and personal finance.
- **Business Outlook** provides data gathered by GM based organisations on business sentiment and confidence.
- **Business Lending and Credit Risk** provides information on coronavirus support measures and SME Lending.
- **Behavioural Insights** provides information on the movement of people across GM.
- **National Indicators** provides leading indicators on the state of the economy nationally.
- **International Trade** provides the most up to date information available on exports at different geographies.

The economic data in response to Covid-19 is changing rapidly with new datasets becoming available and others being withdrawn on a regular basis. The dashboard will be updated with the best available data each month with the resultant analysis described in the Analysis tab.

We would welcome feedback on alternative measures to be included in the dashboard or insights on the data provided. If you have any feedback please email jack.james@greatermanchester-ca.gov.uk.

Analysis



103,735

GM residents were in receipt of unemployment benefits in December, a reduction of 1.9% since November.



7,340

4-week average of online job postings in week ending 8th January 2021. This is 14% lower than the 4 weeks to 11th December



4.8%

UK Inflation as measured by the Consumer Price Index (including Housing costs) was 4.8% in the 12 months to December '21. This was a 0.2 percentage points increase on the November figure of 4.6%.

The number of claimants decreased by 1.9% to 103,735 between November and December. The fall in GM was slightly more than the UK average of 1.8%. Between December 2020 and December 2021, claimants have fallen by 25% in GM and 29% in the UK.

The 4-weekly average of online job postings decreased to 7,340 on 8th January. This is 14% lower than the 4 weeks to 11th December.

Median monthly pay in Greater Manchester was £1,888 in November 2021 compared to £2,007 for the UK, according to PAYE RTI data. Median monthly pay has increased 8% since November 2020 following a sharp decline at the beginning of the pandemic.

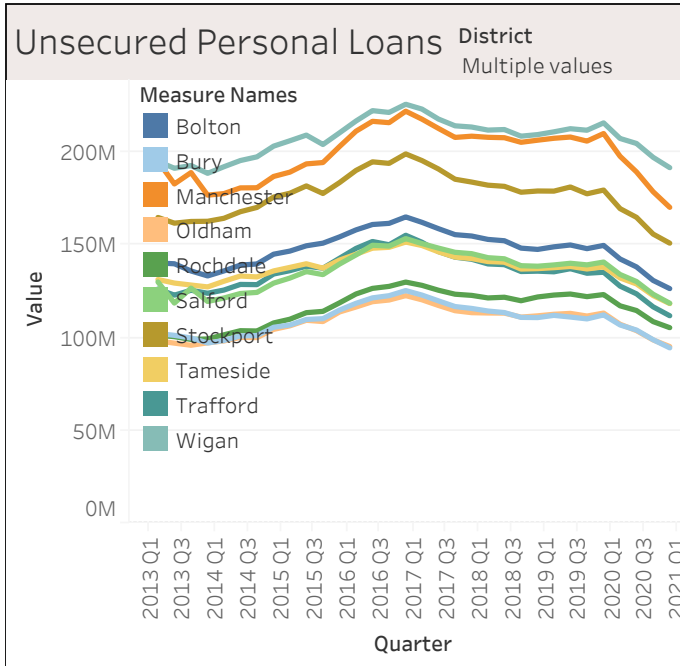
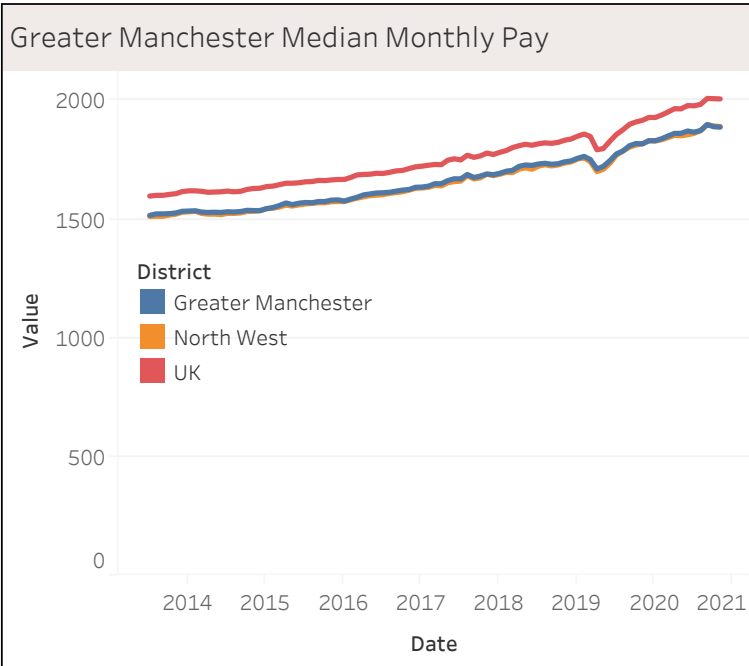
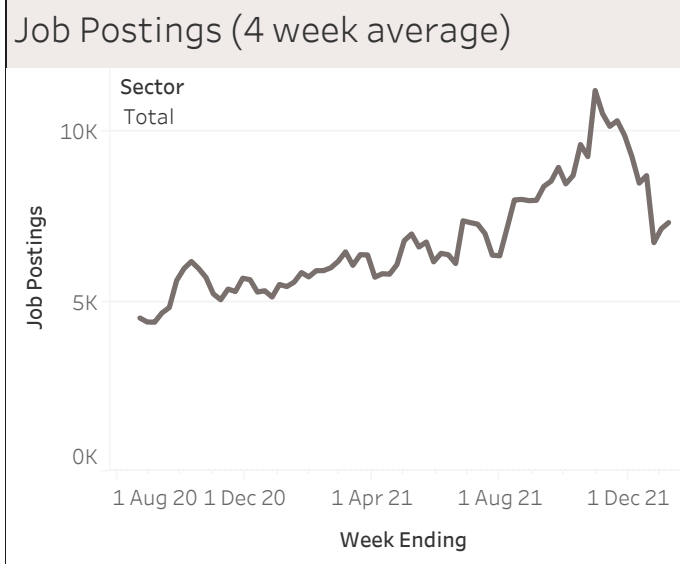
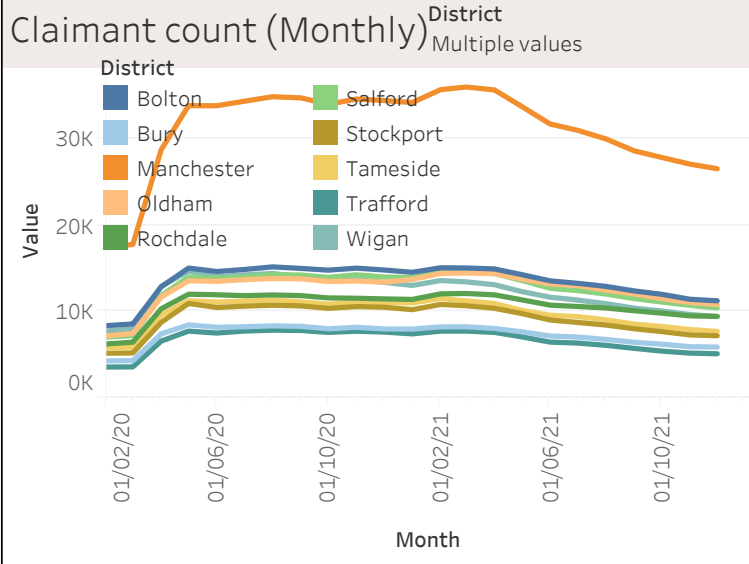
UK inflation as measured by the Consumer Price Index (including housing costs) was 4.8% in the 12 months to December 2021. This was a 0.2 percentage point increase on the November figure of 4.6%. In December, the Bank of England raised interest rates to 0.25% in response to the sharp rise in prices across the UK in recent months. The Bank of England expects inflation to reach around 6% by spring 2022 before starting to decline after that and continuing to decline into 2023.

Data on credit risk from RedFlag, a provider of real-time business intelligence, shows that the percentage of GM businesses showing signs of financial distress fell slightly in the month to 1st January to 11.4%, down by 0.9 percentage points. This compared to 10.6% for the North West and UK as a whole. Previously, 12.3% of firms in GM had 1 more red flags in the month to 1st December.

Overall passenger journeys recovered to their pre-crisis levels in late May and have remained steady since, however, passenger journeys decreased substantially over the Christmas period. Journeys by Bus, Metrolink and Rail were -62%, -56% and -59% below pre-crisis levels respectively. **Google data on the number of journeys taking place across GM showed the number of people travelling to Grocery and Pharmacy locations had decreased in the first week in January compared to a month earlier.** On 7th January all 10 GM districts were below pre-crisis levels. Travel to workplaces across GM was -35% below its pre-crisis level on 7th January.

The UK Consumer Confidence Index decreased by one point to -15 in December 2021. Consumer confidence is eight points below its February 2020 level, following a low of -36 in May 2020.

Labour Market and Household Finances



Key Facts

The number of claimants decreased by 1.9% to 103,735 between November and December. The fall in GM was slightly more than the UK average of 1.8%. Between December 2020 and December 2021, claimants have fallen by 25% in GM and 29% in the UK.

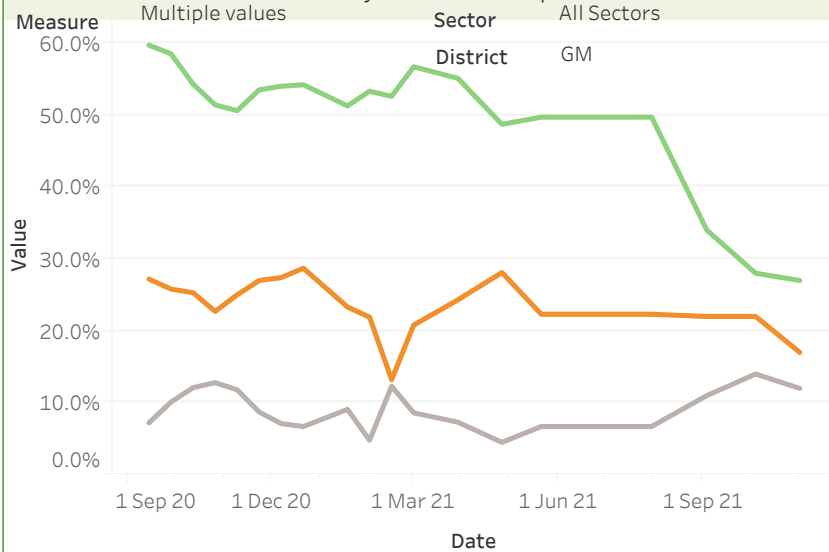
The 4-weekly average of online job postings decreased to 7,340 on 8th January. This is 14% lower than the 4 weeks to 11th December.

Median monthly pay in Greater Manchester was £1,888 in November 2021 compared to £2,007 for the UK, according to PAYE RTI data. Median monthly pay has increased 8% since November 2020 following a sharp decline at the beginning of the pandemic.

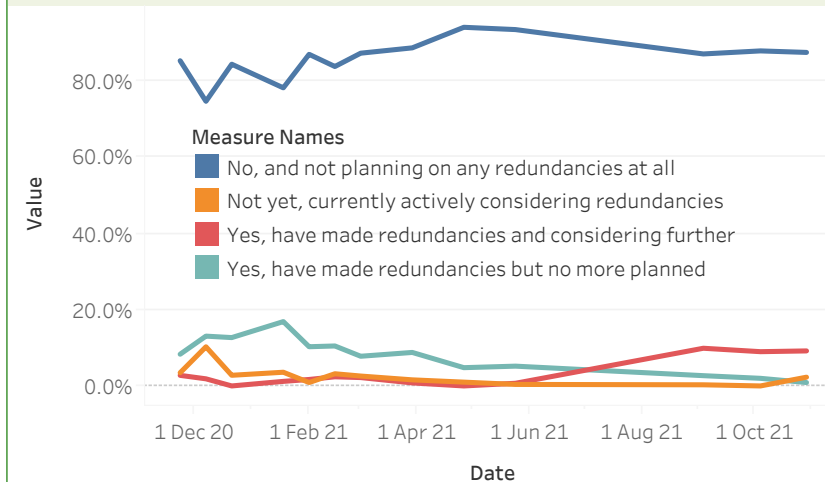
The value of Unsecured Personal Loans across Greater Manchester decreased by 1% from £1.28 billion in Q1 2021 to £1.27 billion in Q2 2021.

Business Outlook

Business Growth Hub Survey on COVID Impacts



Business Growth Hub Survey: Business planning to make redundancies



Key Facts

The most widely reported impact from the COVID crisis amongst businesses in the 12 weeks to the 1st November was decreased sales. 27.0% of businesses reported decreased sales, the number of businesses reporting decreased sales has declined for three consecutive months.

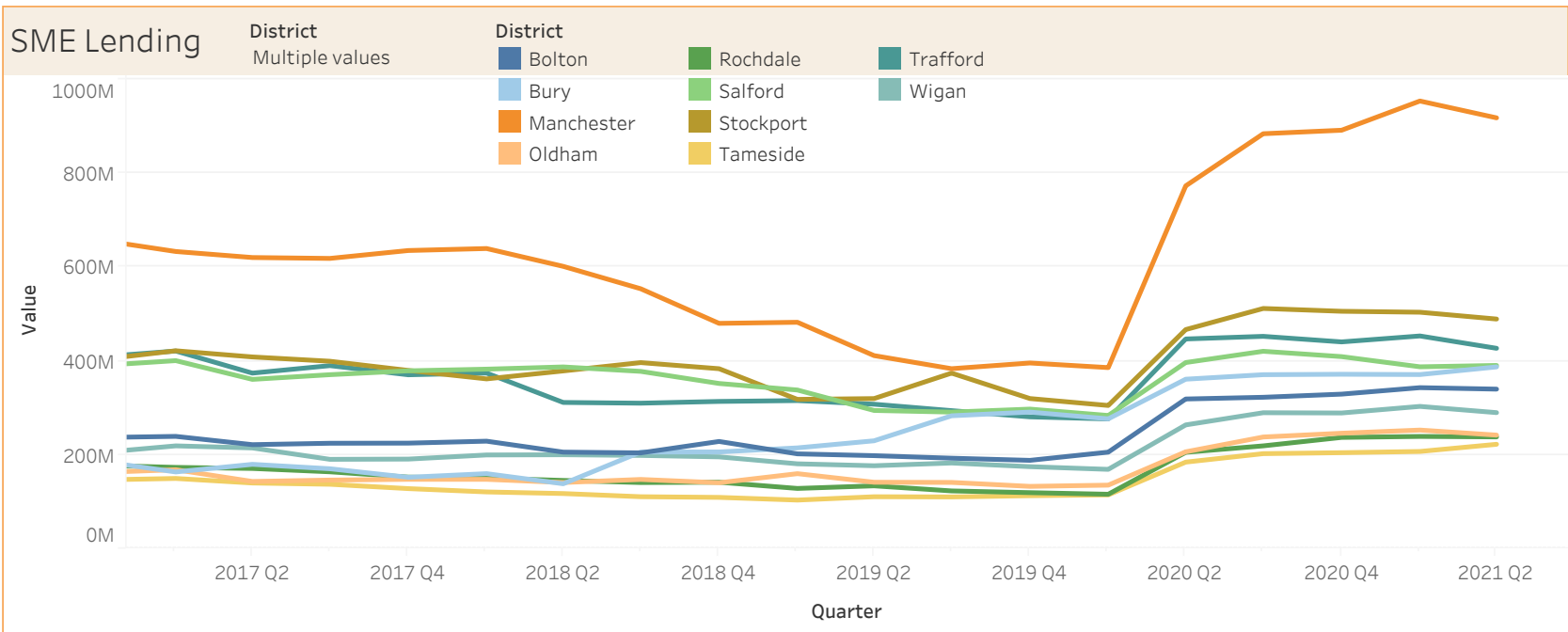
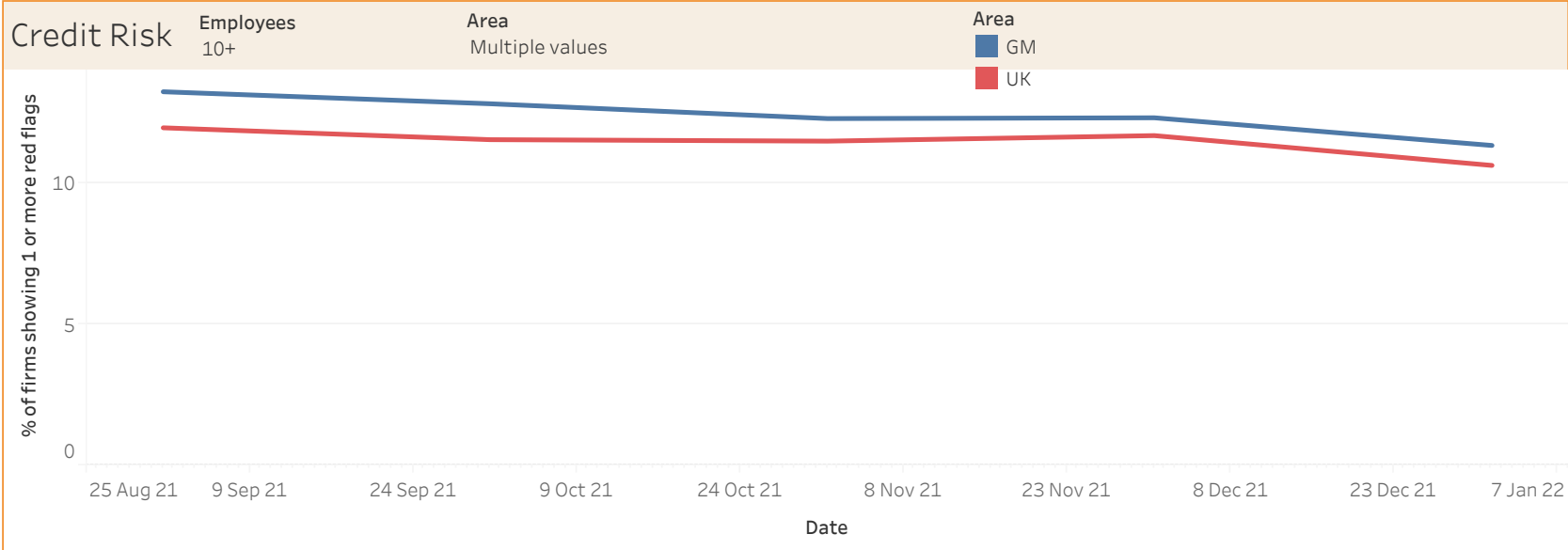
The number of firms that said they were considering making redundancies was 11.5% in the 12 weeks up to 29th October. 10.1% of firms said they had already made redundancies.

GM Chamber's GM Index increased from 31.9 in Q3 2021 to 32.6 in Q4 2021. This is the fourth consecutive positive score since Q1 2021.

GM Index (Quarterly)



Business Lending and Credit Risk

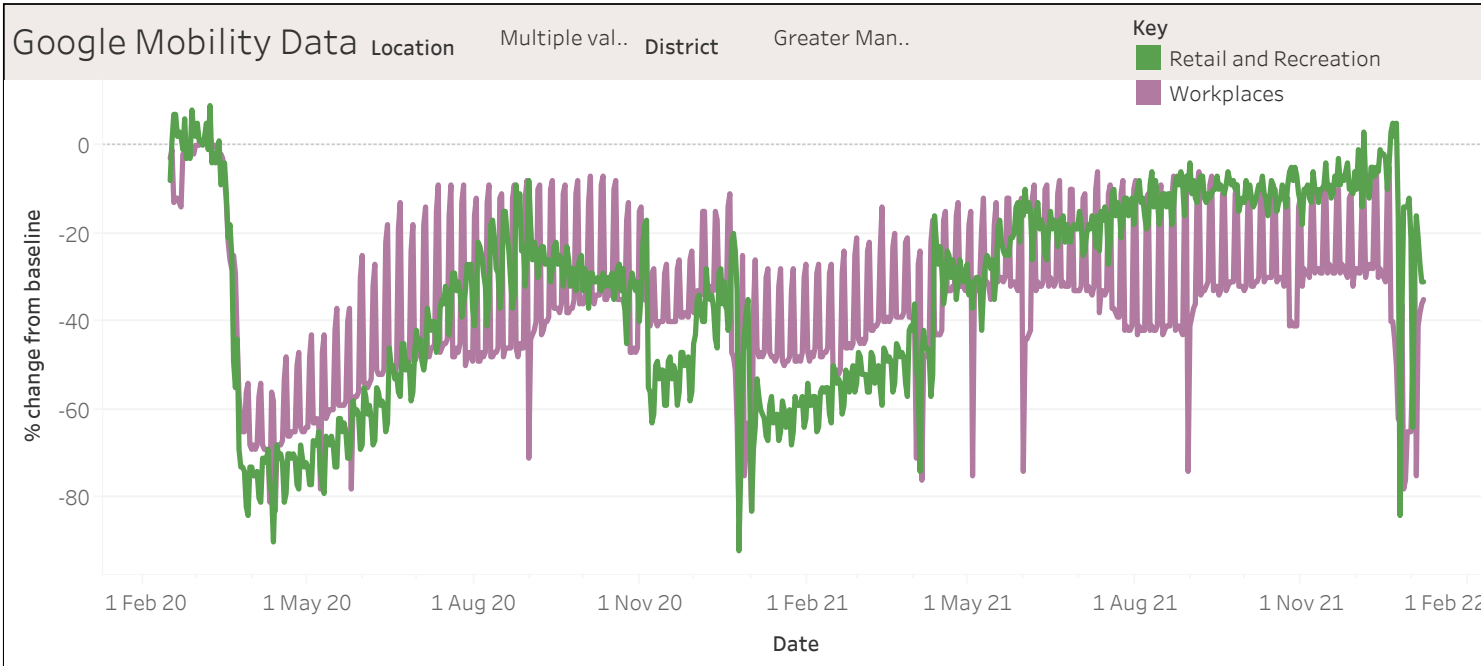
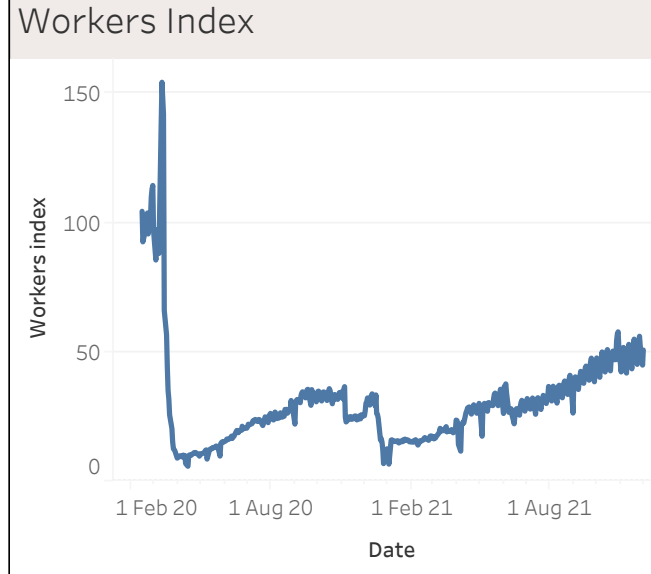
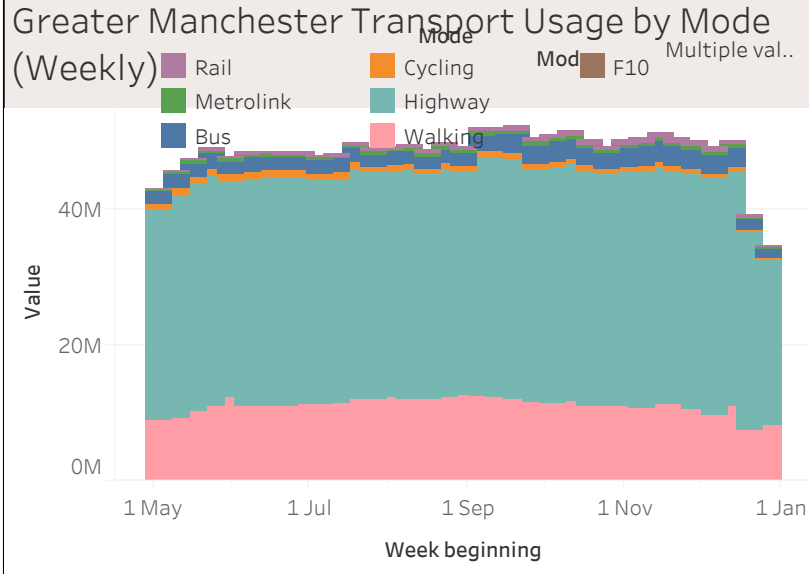


Key Facts

11.4% of all firms with 10 or more employees in GM had 1 or more red flags in the month to 1st January 2022, compared to 10.6% for the North West and 10.6% for the UK as a whole. Previously, 12.3% of firms in GM had 1 more red flags in the month to 1st December.

The value of loans to Small and Medium Sized Enterprises (SMEs) decreased slightly from £4.01 billion in Q1 2021 to £3.94 billion in Q2 2021. This data includes loans issued under the CBILS and BBLIS schemes.

Behavioural Insights



Key Facts

Google Mobility data for GM shows that the number of people moving through workplaces was 35% below the baseline and retail and recreation was 31% below the baseline on Friday 7th January 2021.

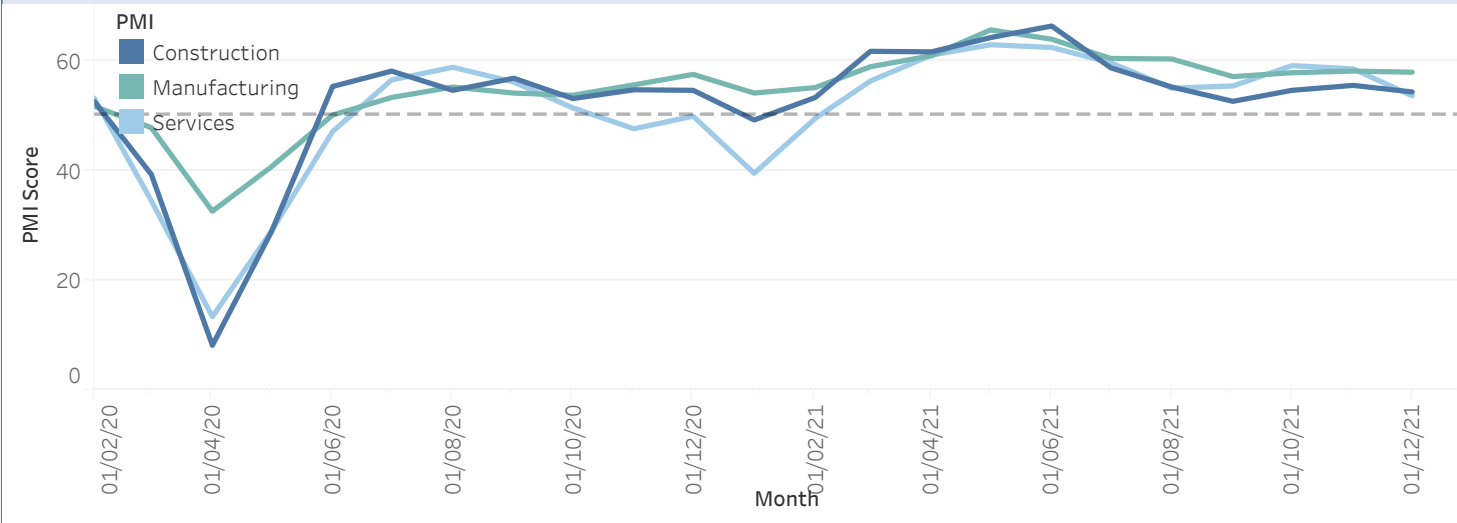
The Centre for Cities Workers index which looks at workers in the city centre in the daytime on weekdays was 50.8 on 30th November. The pre-lockdown baseline is 100.

There were 34.6 million passenger journeys across all modes of transport in Greater Manchester in week commencing 27th December 2021.

Total passenger journeys are now roughly equal to pre-crisis levels.

National Indicators

UK purchasing managers index (Monthly)



Key Facts

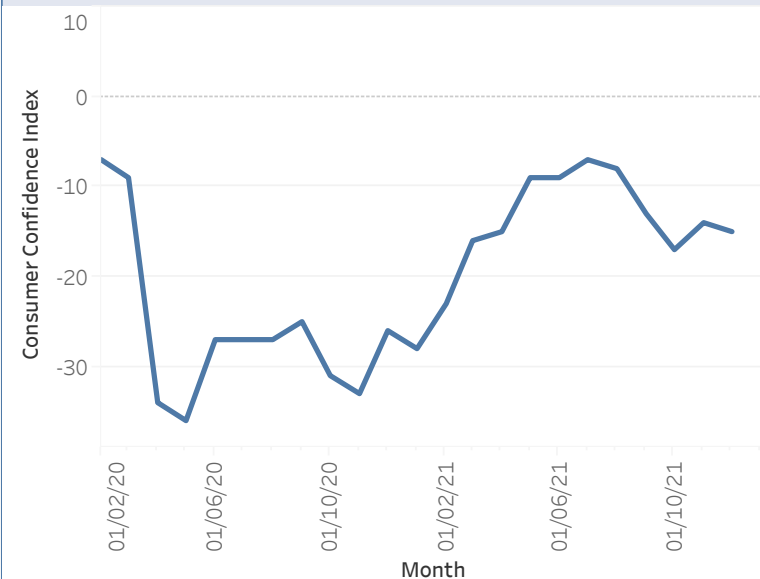
All three sectoral PMI's decreased in December.

Manufacturing PMI decreased from 58.1 to 57.9, Construction PMI decreased from 55.5 to 54.3. Services PMI decreased from 55.5 to 54.3. All three PMI's are above the 50.0 threshold that indicates growth.

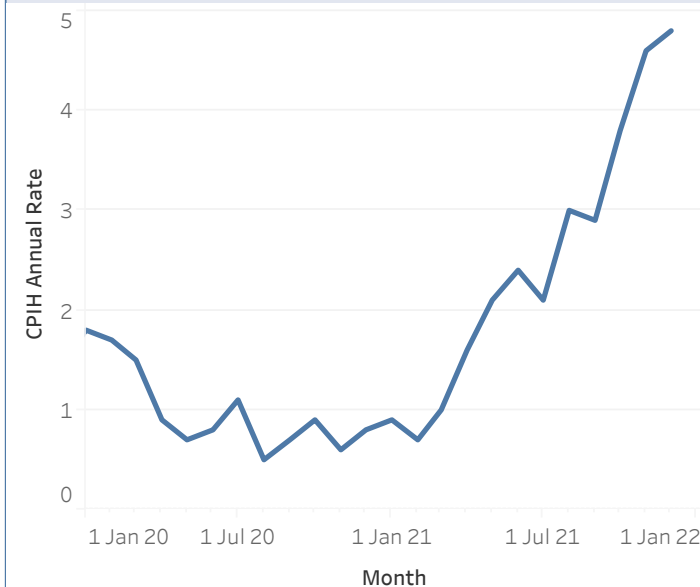
The UK Consumer Confidence Index decreased one point to -15 in December 2021. Consumer confidence is eight points below its February 2020 level, following a low of -36 in May 2020.

UK inflation as measured by the Consumer Price Index was 4.8% in the 12 months to December 2021. This was a 0.2 percentage points increase from the November figure of 4.6%.

UK consumer confidence (Monthly)



UK Inflation



International Trade

Export Documents (Monthly)

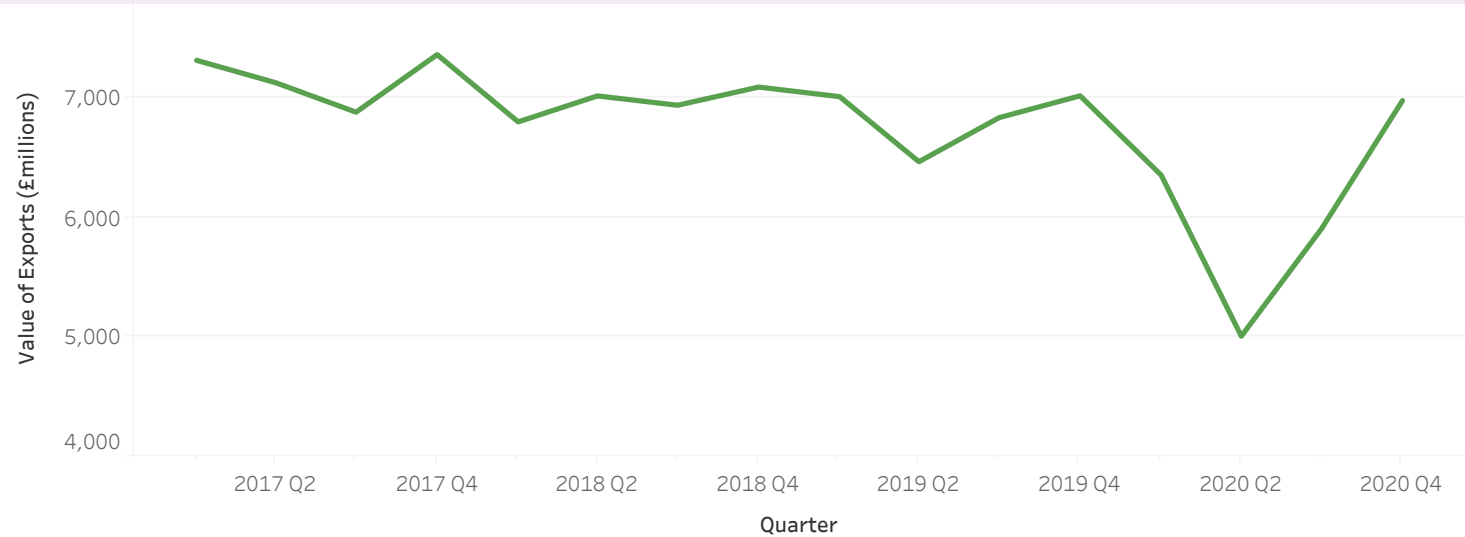


Key Facts

Export documents processed by the GM Chamber of Commerce increased by 4.6% in September, from 2,103 to 2,200. The total number of export documents is down 19.9% since September 2020.

Regional Exports (Quarterly)

Region: North West
Partner Region: Total



The total value of exports from the North West was £7.0 billion, 1% less than Q4 2020. The total value of UK exports was £81.6 billion in Q4 2020, 7% less than Q4 2020.

Definitions

Labour Market and Household Finances

Claimant Count - This data is taken from a **monthly statistical release by the Office for National Statistics**. Alternative Claimant Count experimental statistics measure the number of people claiming unemployment related benefits by modelling what the count would have been if Universal Credit had been fully rolled out since 2013 (when Universal Credit began) with the broader span of people this covers.

Job Postings - Job postings data is **taken from Burning Glass and updated on a weekly basis**. This measure indicates new job vacancies posted in that week for GM as a whole. New job postings are averaged over 3 weeks.

Median Monthly Pay - Taken from the ONS's **monthly experimental release using PAYE data**. Median monthly pay shows what a person in the **middle of all employees would earn each month**. The median pay is generally considered to be a more accurate reflection of the "average wage" because it discounts the extremes at either end of the scale.

Unsecured Personal Loans - This is taken from UK Finance's **quarterly statistical release and shows statistics on the geographic distribution of personal loans by certain UK lenders** (Barclays, CYBG, Lloyds Banking Group, HSBC, Nationwide Building Society, Royal Bank of Scotland and Santander UK in Great Britain; Bank of Ireland, Danske Bank, First Trust Bank, Nationwide Building Society and Ulster Bank in Northern Ireland).

Business Outlook

Growth Company Business Survey - Figures relating to the impact of COVID-19 on business are **taken from the Growth Company's monthly business survey**. The survey covers all businesses that are Growth Company Clients, this means that some businesses outside of GM that access Growth Company services may be included in the dataset.

GM Index - The Greater Manchester Index is a **quarterly composite indicator taken from seven measures in the Greater Manchester Chamber of Commerce's Quarterly Economic Survey**. Those seven indicators are Domestic Sales, Advance UK Orders, Export Sales, Advance Overseas Orders, Capacity Utilisation, Turnover Confidence, Profitability Confidence.

Business Support and Lending

Credit Risk - This data is provided on a **monthly basis by RedFlag**, a provider of real-time business intelligence. The data shows businesses that have 1 or more 'red flags', this means that they are at risk of potential insolvency.

SME Lending - This is taken from UK Finance's **quarterly statistical release**. Trends covering member lending to UK small and medium sized enterprises (SMEs). Data is shown for loans and overdrafts across postcode sectors. This data includes loans made under CBILS and BBLs.

Behavioural Insights

Google Mobility Data - This data is from **Community Mobility Reports published by Google**. The reports chart movement trends over time by geography, across different categories of places such as retail and recreation, groceries and pharmacies, parks, transit stations, workplaces, and residential.

Greater Manchester Transport Usage by Mode - This data is provided by Transport for Greater Manchester and measures the number of passenger journeys on each mode of transport (Car, Bus, Rail, Cycling, Metrolink).

Workers Index - This data is taken from the **Centre for Cities Workers Index released on a monthly basis**. The index looks at city-centre workers in the city centre in the daytime on weekdays, compared to a pre-lockdown baseline of 100. The index uses anonymised mobile phone data from Locomizer.

National Indicators

Purchasing Manager's Index - The Purchasing Managers' Index (PMI) is an index of the prevailing direction of economic trends in the manufacturing, service and construction sectors. It consists of a diffusion index that summarizes whether market conditions, as viewed by purchasing managers, are expanding, staying the same, or contracting. **The Index is published on a monthly basis by IHS Markit Economics**. The purpose of the PMI is to provide information about current and future business conditions to company decision makers, analysts, and investors.

Consumer Confidence - In the United Kingdom, the consumer confidence survey measures the level of optimism that consumers have about the performance of the economy in the next 12 months. **Published on a monthly basis by GfK**. The GfK Consumer Confidence is derived from the survey of about 2,000 consumers which are asked to rate the relative level of past and future economic conditions including personal financial situation, climate for major purchases, overall economic situation and savings level.

Inflation - This data is taken from a **monthly release by the Office for National Statistics**. The Consumer Prices Index including owner occupiers' housing costs (CPIH) is the most comprehensive measure of inflation. It extends the Consumer Prices Index (CPI) to include a measure of the costs associated with owning, maintaining and living in one's own home, known as owner occupiers' housing costs (OOH), along with council tax.

International Trade

Export Documents - This is a **monthly count of the number of export documents processed for GM businesses**, as reported to GMCA by the **GM Chamber of Commerce**. It gives an indication of the level of international trade happening in GM in the month.

Regional International Trade - This data is published by HMRC on a **quarterly basis**. The data combines EU and Non - EU trade for all regions of the UK.