

GREATER MANCHESTER POLICE, FIRE & CRIME PANEL

Date: 11th June 2024

Subject: Use of stop and search powers by Greater Manchester Police

Report of: Assistant Chief Constable Chris Sykes

Purpose of Report

The purpose of this report is to provide an update for members of the panel in relation to the use of stop search powers by Greater Manchester Police (GMP). This report includes overall volumes, positive outcomes, ethnicity and disproportionality, use of S 60 powers and complaints against police as a result of the use of stop search powers.

Recommendations:

The Panel is requested to:

1. Note the contents of the report.

Contact Officers

Superintendent Richard McNamara

Richard.Mcnamara@gmp.police.uk

Chief Inspector Chris Clarke

Christopher.Clarke3@gmp.police.uk

Equalities Impact, Carbon and Sustainability Assessment:

None to note

Risk Management

None to note

Legal Considerations

None to note

Financial Consequences – Revenue

None to note

Financial Consequences – Capital

None to note

Number of attachments to the report: 0

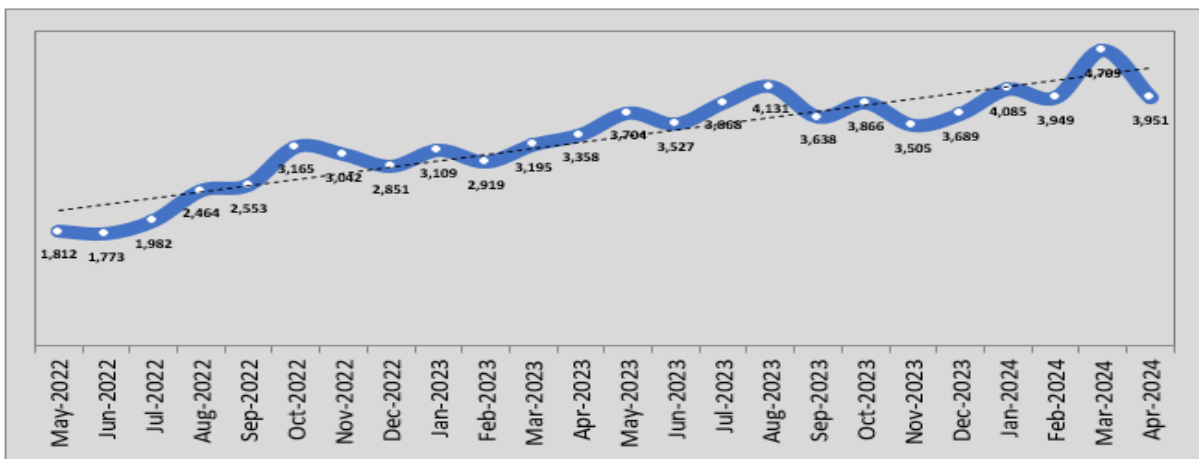
1. The use of stop search powers by GMP

1.1 Overall volumes

GMP has seen a significant increase in the number of stop search encounters recorded in the calendar year 2023 compared to the previous 2 years. In 2021 a total of 9147 stop search encounters were recorded, this increased to 24428 in 2022 and the 42412 in 2023.

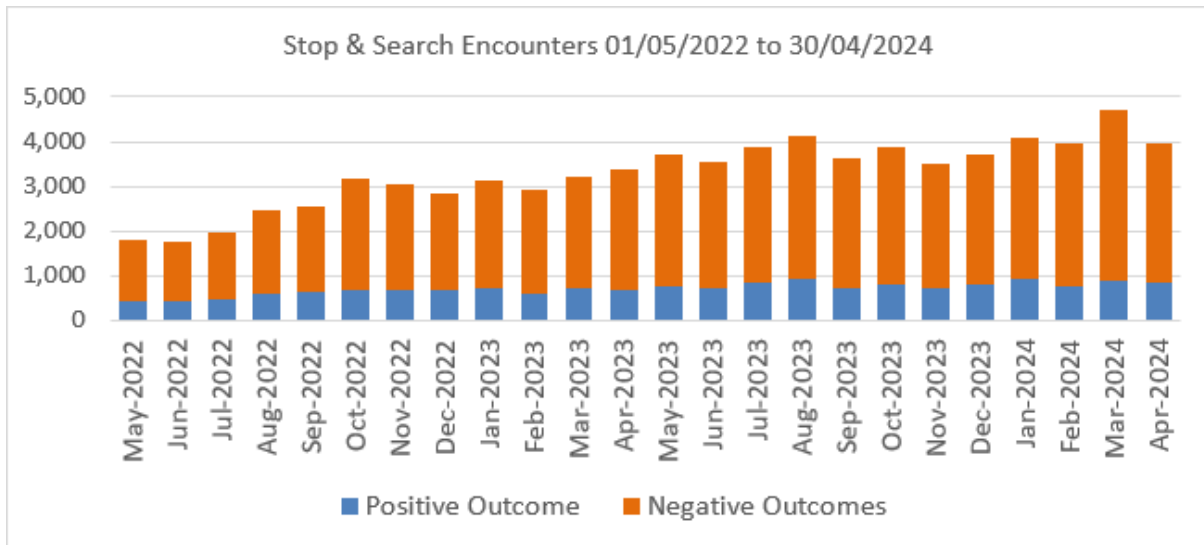
Calendar Year	Person only	Person & vehicle	Vehicle only	Total
2021	6778	2124	245	9147
2022	18412	5191	835	24438
2023	32655	8545	1212	42412

From the calendar year 2022 to 2023, GMP saw a 73% increase in stop search encounters. Nationally, during the same period police forces reported an average increase of only 3%.



GMP has continued to see a rise in the number of stop search encounters during 2024. Whilst the rate of increase for stop search encounters recorded in GMP has slowed in 2024, GMP still continue to see a rise in those numbers. In April 2024 GMP recorded 3,951 stop search encounters which is a rise of 893 (18%) compared to April 2023.

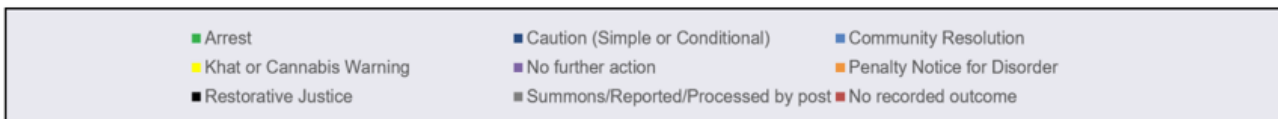
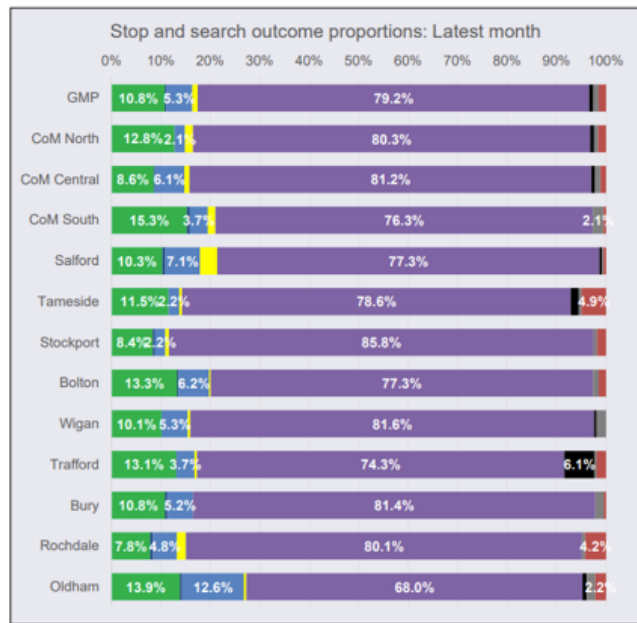
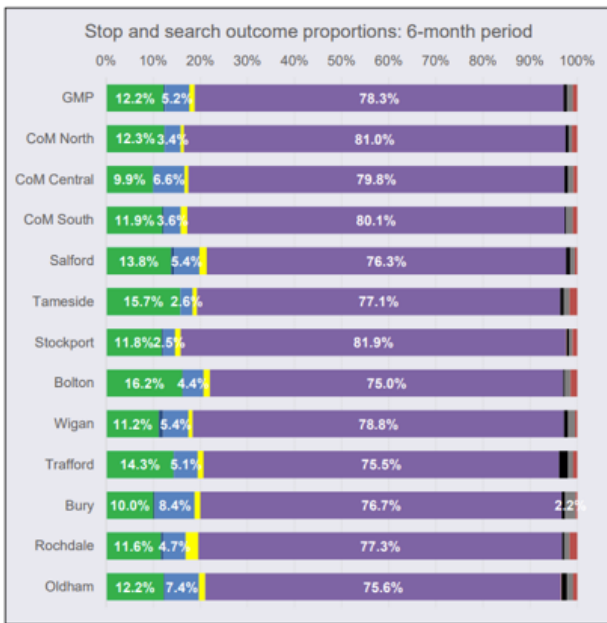
1.2 Positive outcomes – arrests and overall



In April 2024 there were 533 arrests as a result of stop search encounters, this equates to 13.4% of those conducted, resulting in arrest. This is an increase from April 2023 when the proportion of stop search encounters resulting in arrest was 12.6%. The percentage increase in the number of arrests in April 2024 compared with April 2023 is 26% (from 424 to 533 encounters resulting in an arrest). The national average for the year to April 23 was 14%.

Overall positive outcomes proportions remain relatively static over the last 12 months with 21% of all stop search encounters resulting in a positive outcome. April 2023 and 2024 are comparable with 21% of stop search encounters resulting in a positive outcome. This is encouraging given the increase in volume of stop search encounters.

There are some minor variations between GMP Districts in terms of arrest rates and overall positive outcomes, as shown in the table below, these are explored through internal governance and performance mechanisms.



1.2 Proportionality – Ethnicity

Disproportionality in relation to ethnicity in stop search encounters remains below that of England and Wales in respect of Black Community members and on the national average for Asian Community members. In GMP this means you are 2.4 times more likely to be stopped and searched if you are a Black Community member and 1.4 times if you are an Asian Community member. Nationally the figures are 4.1 and 1.4 respectively.

The ratio for Black Community member has fallen significantly over the last few years, though the release of new census data in late 2022 may account for some of this. However, over the last 12 months the numbers have remained fairly static and while encouraging to a point, it remains the case that people are more likely to be stop searched if they come from Black or Asian communities. This varies across the county as can be seen in the below table.

Officer base:	Disparity in Stop Search encounters compared to White population - 01 May 2023 to 30 Apr 2024											
ALL	White		Black (inc Mixed Black)		Asian (inc mixed Asian)		Other		Unknown		Not Applicable - Vehicle search	
Stop/Search - District	Stop/ Searches	Stop/ Search Ratio	Stop/ Searches	Stop/ Search Ratio	Stop/ Searches	Stop/ Search Ratio	Stop/ Searches	Stop/ Search Ratio	Stop/ Searches	Stop/ Search Ratio	Stop/ Searches	Stop/ Search Ratio
City of Manchester	7,938	1.0	2,946	1.4	2,751	0.9	594	0.7	3,786	N/A	327	N/A
Salford	2,529	1.0	286	1.2	226	1.2	69	0.6	594	N/A	74	N/A
Tameside	1,668	1.0	126	1.9	191	1.0	22	0.9	292	N/A	56	N/A
Stockport	2,095	1.0	116	2.1	168	0.9	21	0.4	597	N/A	65	N/A
Bolton	1,644	1.0	304	2.8	537	1.1	78	1.5	618	N/A	106	N/A
Wigan	2,417	1.0	102	2.2	65	1.2	28	1.1	323	N/A	51	N/A
Trafford	1,414	1.0	390	4.1	374	1.5	54	0.9	681	N/A	87	N/A
Bury	1,605	1.0	177	2.9	670	3.0	52	1.1	479	N/A	69	N/A
Rochdale	1,287	1.0	102	1.3	483	1.4	21	0.6	572	N/A	181	N/A
Oldham	1,211	1.0	112	1.3	771	1.7	61	2.0	690	N/A	116	N/A
GMP	24,471	1.0	4,769	2.4	6,434	1.4	1,026	1.1	8,757	N/A	1,165	N/A

This data receives significant scrutiny within GMP, and districts are challenged and explanations sort through the Disproportionality in Operational Policing Board and the Use of Powers Board chaired by ACC Chris Sykes, which in turn report to the Diversity, Equality and Inclusion Board chaired by the Chief Constable.

1.3 Section 60

Section 60 Criminal Justice and Public Order Act authorisations are short term (24 or 48 hrs) to address serious violence or weapons issues. These powers allow searches without requiring any grounds for suspicion to take place in a specified locality and must be authorised by a senior leader.

Calendar year	Authorities	Searches	Arrest %	All Positive Outcome %
2021	2	31	2%	6%
2022	36	901	4%	9%
2023	68	1652	3.2%	7.2%

2023 saw an increase in these authorities and resultant searches and is subject to extra internal scrutiny in the form of bespoke reviews for each authority.

Positive outcome rates for this power are nationally at 4.8% and are 7.2% in GMP.

1.4 Complaints

It is notable that while the volume of stop and search activity in Greater Manchester has increased significantly, the number of complaints from those who have been searched has remained consistently low.

From May 2022 to April 2023 there were 72 complaints, which increased to 103 complaints for the period May 2023 to April 2024. In terms of proportional change, we see no change from 0.22% May 22-Apr 23 (72 complaints from 32,223 stop and search) to 0.22% May 23-Apr 24 (103 complaints from 46,622 stop and searches).