

GMCA GREATER
MANCHESTER
COMBINED
AUTHORITY

**GMCA POLICE & COMMUNITY
SAFETY SURVEY: WAVES 1–3:**
JULY 2019 – MARCH 2020

MAY 2020

Police and Crime Panel

30th June 2020

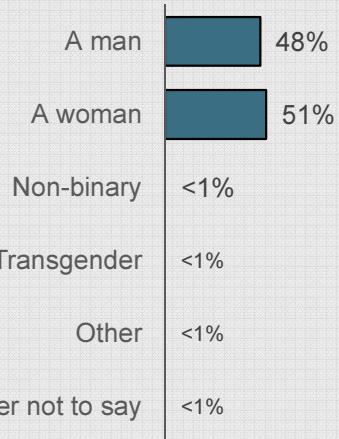
Dr Sarah Barnes – Principal
Research, Police, Criminal Justice
and Fire, GMCA

Lisa Lees, Strategic Planning
Manager, GMCA

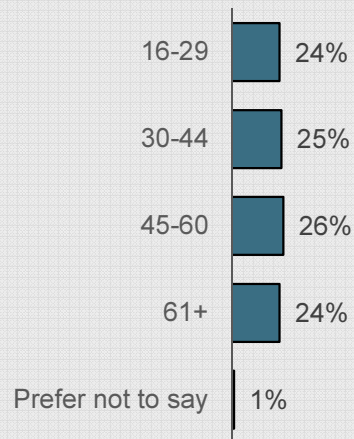
Dr Peter Langmead-Jones – Head
of External Relations and
Performance Branch, GMP

Respondent profile

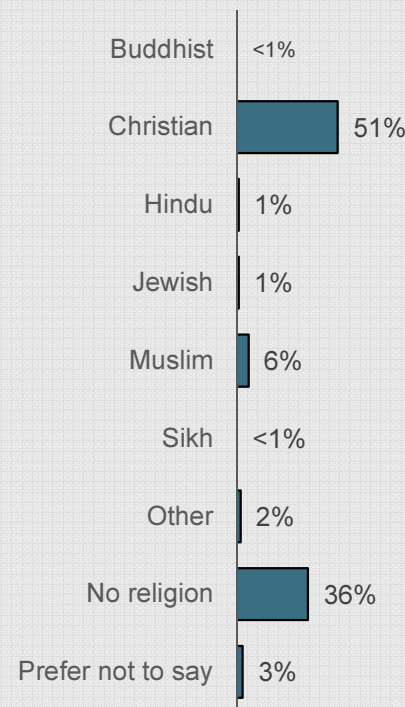
Gender



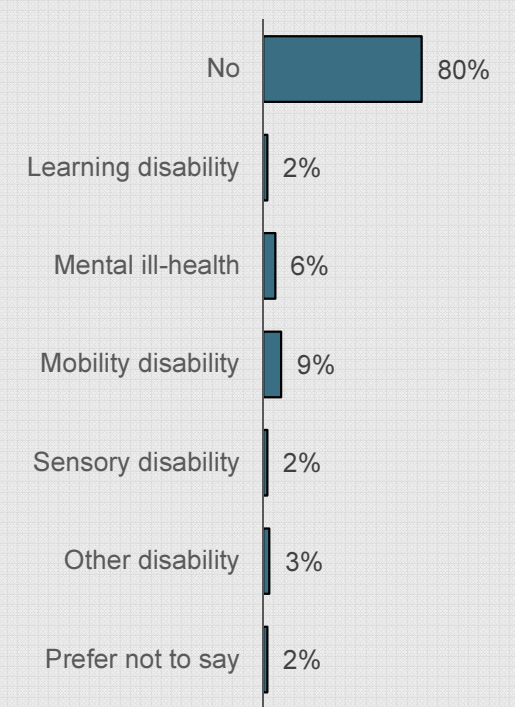
Age



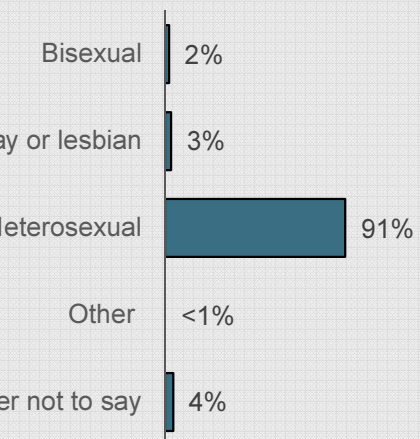
Religion



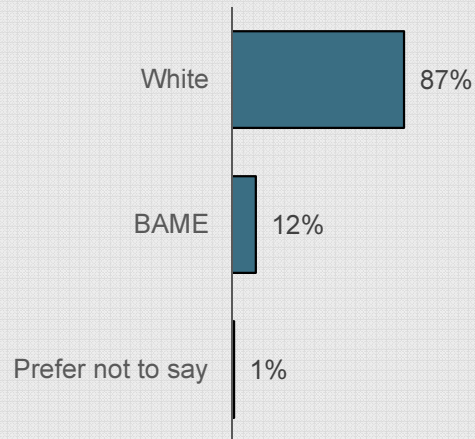
Disability



Sexuality



Ethnicity



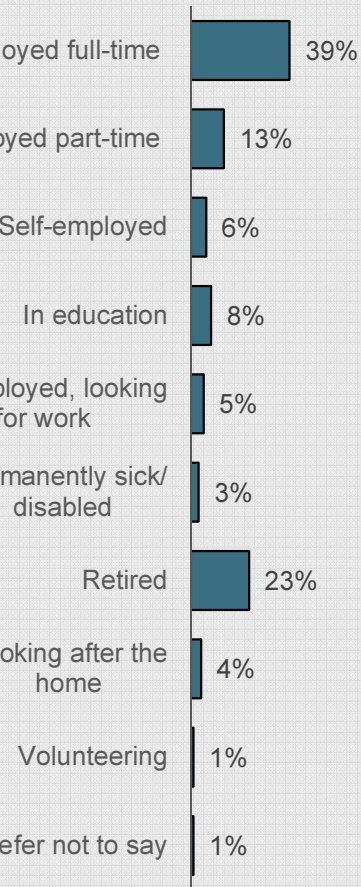
Source: S03 – What is your gender? S04/A – What is your age? C04 – What is your religion? C05 - Do you consider yourself to have a disability? C06 - How would you describe your sexuality? S05 – How do you describe your ethnic group?

Respondents to this question: All respondents in Greater Manchester (9750)

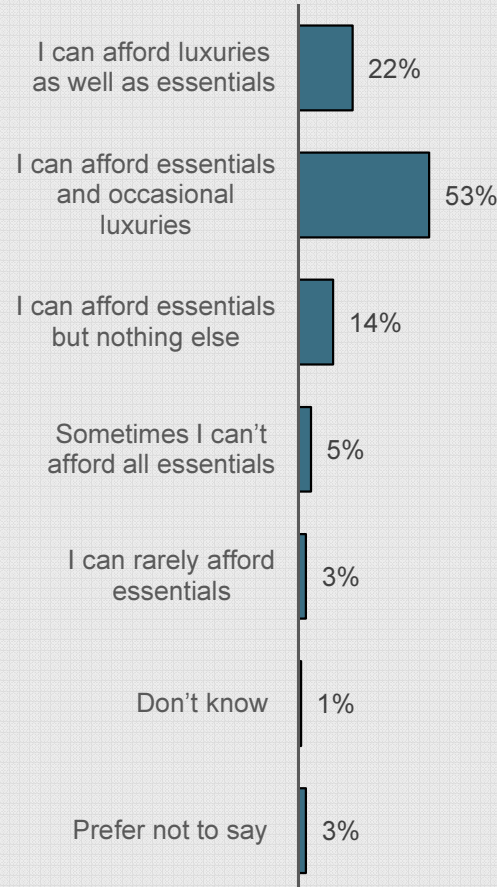
Iter: Wave: 1, 2, 3

Respondent profile

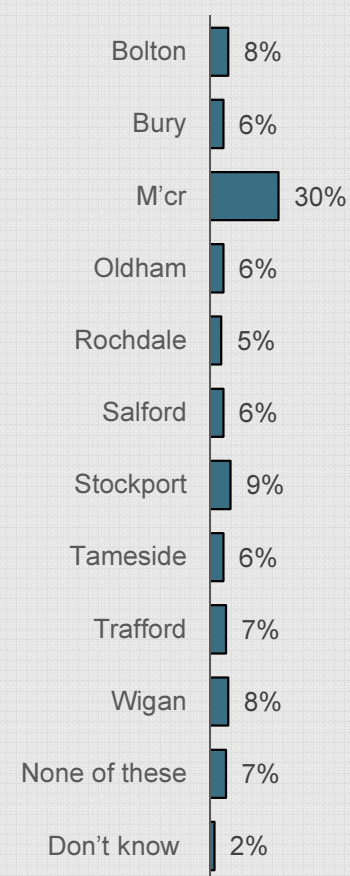
Working status



Financial status



District socialise in most



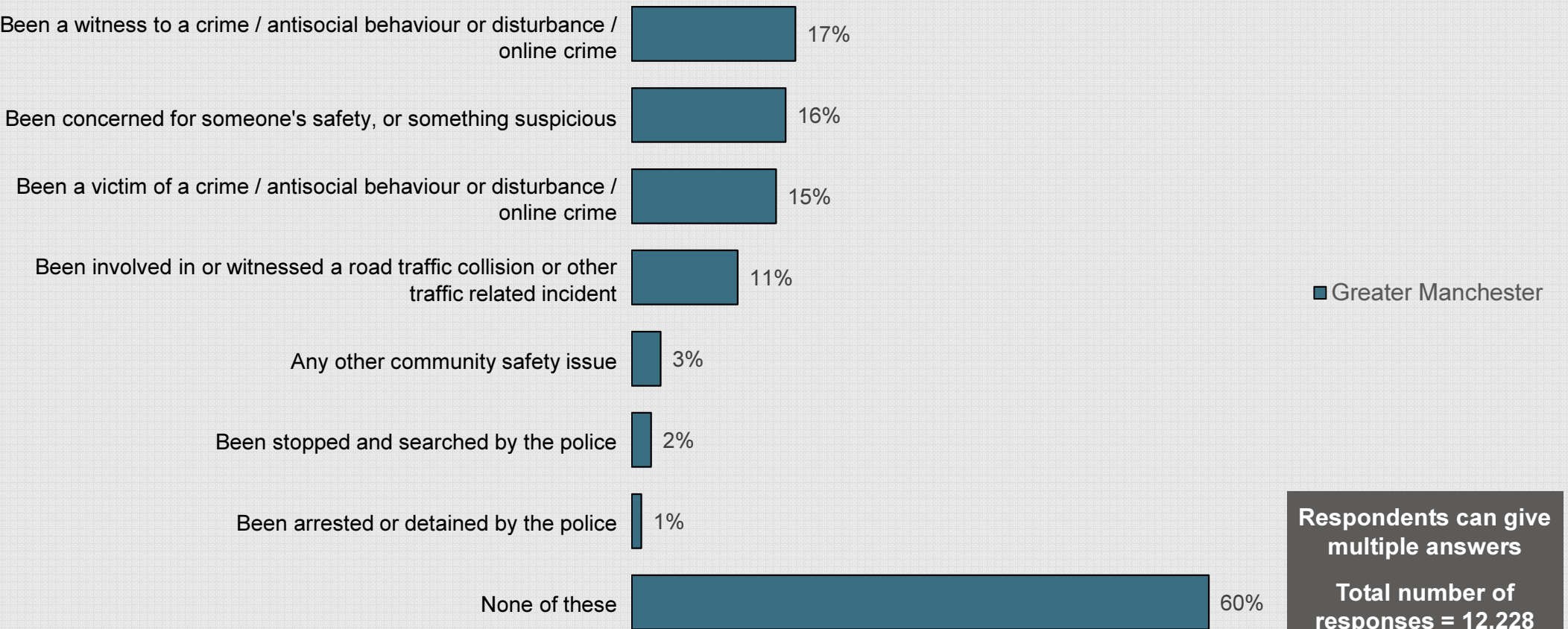
This is the proportion of respondents within GM who socialise 'most often' in each of the GM districts shown

Source: C01 – What is your current employment status? C03 – Which of the following statements best describes your current circumstances...? C09 – Thinking of the different districts that make up Greater Manchester, which area do you socialise in most frequently?

Respondents to this question: All respondents in Greater Manchester (9750); C09 All respondents who socialise in Greater Manchester (9549)

Iter: Wave: 1, 2, 3

Have any of the following happened to you in the past 12 months within Greater Manchester?

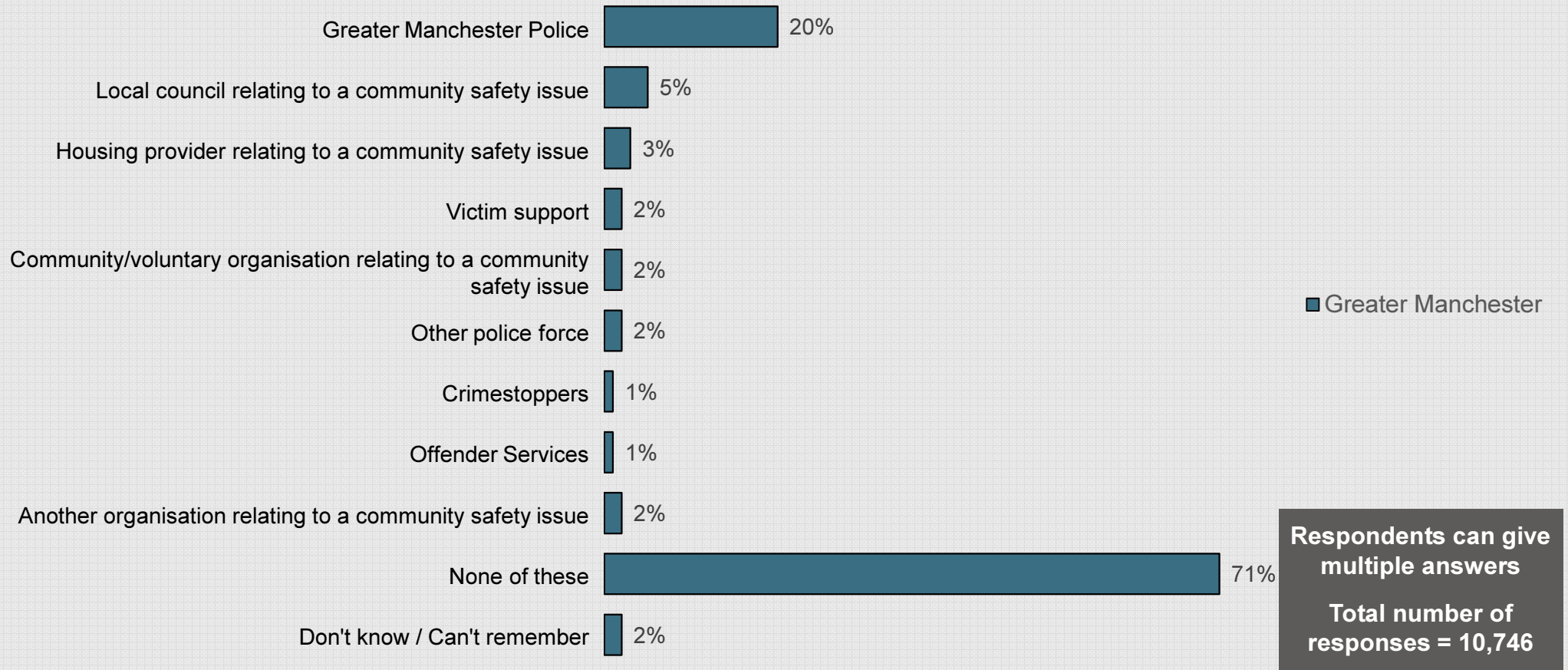


Source: Q17 – Have any of the following happened to you in the past 12 months within Greater Manchester?

Respondents to this question: All respondents in Greater Manchester (9750)

Iter: Wave: 1, 2, 3

Have you had any contact relating to a community safety issue with any of the following organisations within the last 12 months?



Source: Q16 – Have you had any contact relating to a community safety issue with any of the following organisations within the last 12 months?

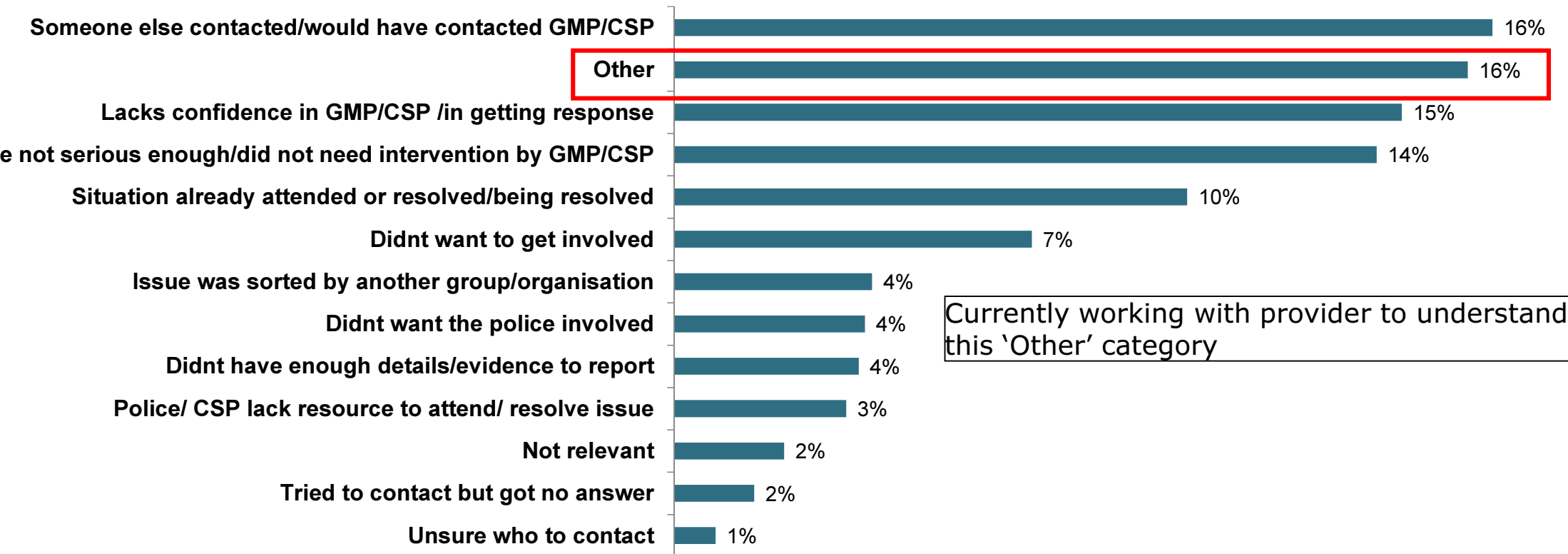
Respondents to this question: All respondents in Greater Manchester (9750)

Filter: Wave: 1, 2, 3

Why did people not report incidents?

40% of respondents had one or more community safety experience, but only 29% had one or more contact with a community safety organisation

Top 10 reasons that victims or witnesses of crime did not make contact with the police or another community safety organisation



Currently working with provider to understand this 'Other' category

(n=1246)
Filter:
Base: All answering

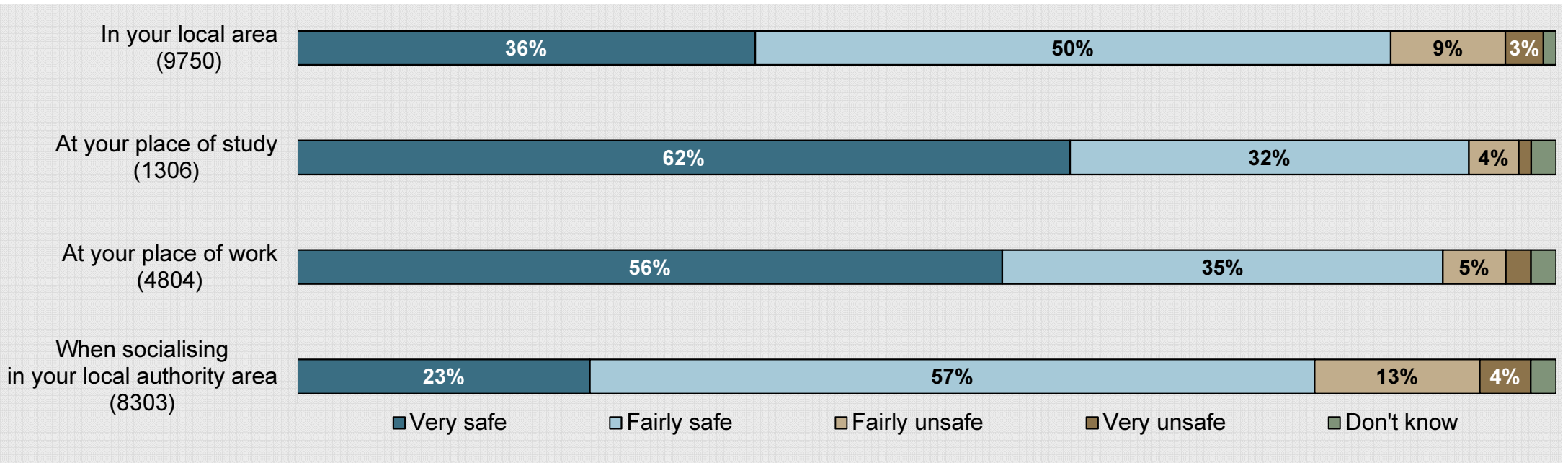
Feelings of Safety



How safe do you feel when in your local area; place of study; place of work; and socialising in your district?

NET: Very / fairly safe – In your local area: 87%
 NET: Very / fairly safe – At your place of work: 91%

NET: Very / fairly safe – At your place of study: 93%
 NET: Very / fairly safe – When socialising in your district: 81%



Source: Q1 – How safe do you feel when in your local area? By "local area", we mean the area within about 5 minutes walking distance of your home.

Respondents to this question: All respondents in Greater Manchester (as shown in brackets above).

Source: Q3 – How safe do you feel at your place of study?

Respondents to this question: All respondents in Greater Manchester who study at a location in Greater Manchester (as shown in brackets above)

Source: Q5 – How safe do you feel at your place of work?

Respondents to this question: All respondents in Greater Manchester who work away from their home at a location in Greater Manchester (as shown in brackets above).

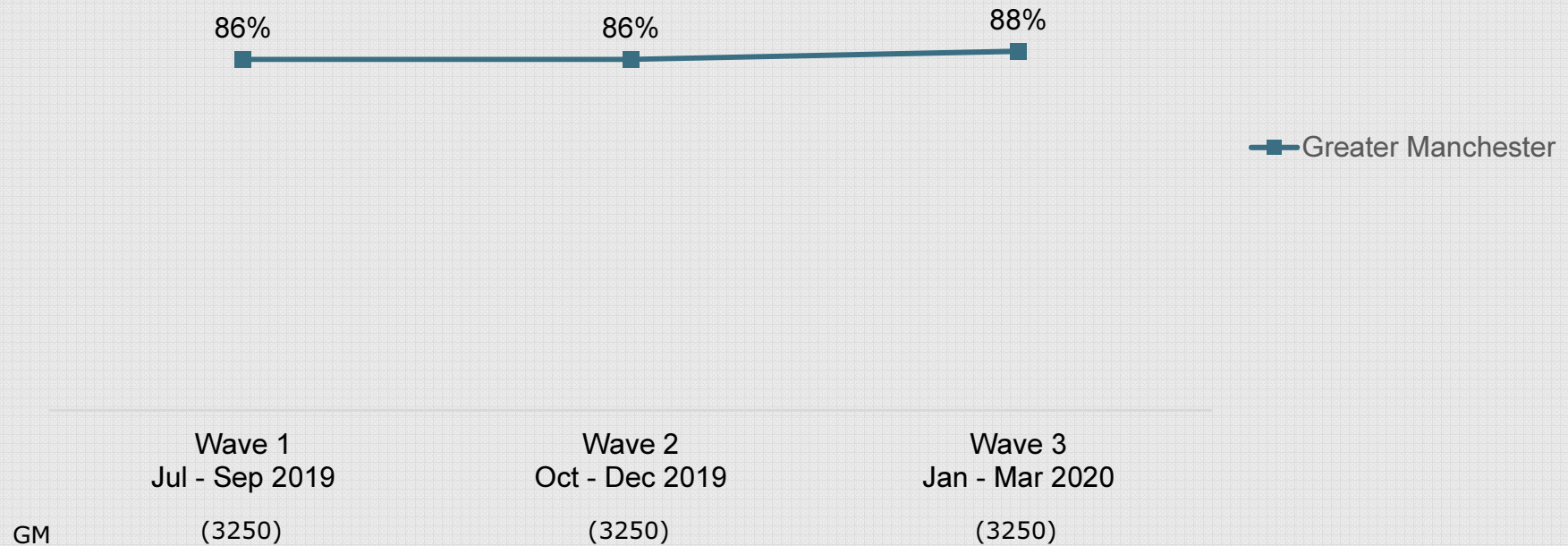
Source: Q7 – How safe do you feel when socialising out anywhere in your local authority area of [DISTRICT]?

Respondents to this question: All respondents in Greater Manchester who socialise in their local district (as shown in brackets above). *Respondents who said 'Not applicable' (n=1,447) at Q7 are not included in the base for this chart

Wave: 1, 2, 3

How safe do you feel when in your local area?

NET: Very/ fairly safe
over time



- ↑ Significantly higher than previous wave
- ↓ Significantly lower than previous wave

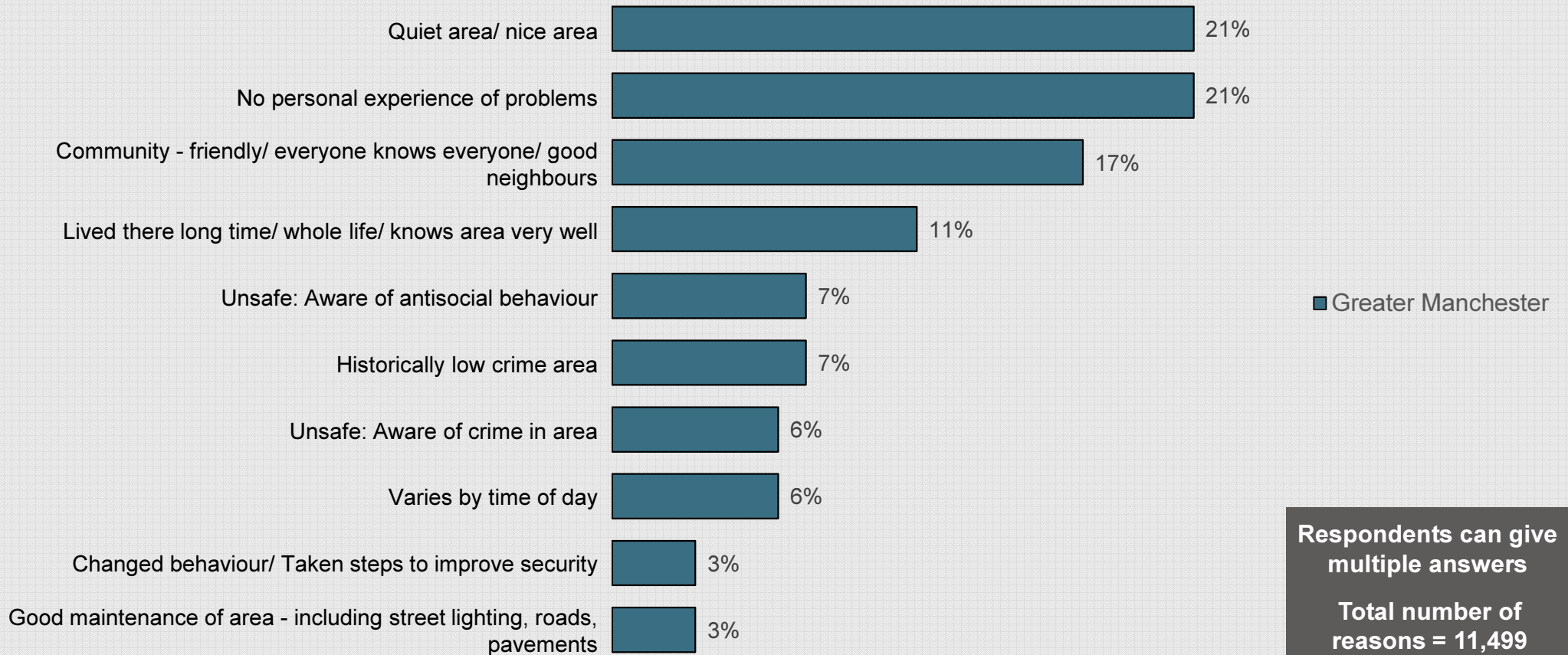
Source: Q1 – How safe do you feel when in your local area? By “local area”, we mean the area within about 5 minutes walking distance of your home.

Respondents to this question: All respondents in Greater Manchester (as shown in brackets above)

Filter: Wave: 1, 2, 3

Why do you say that you feel very/fairly safe when in your local area?

TOP 10 reasons shown: Results are based on all who say that they feel safe



Source: Q2 – And why do you say that you feel very/fairly safe when in your local area?

Respondents to this question: All respondents who say that they feel very/fairly safe. Greater Manchester (8484)

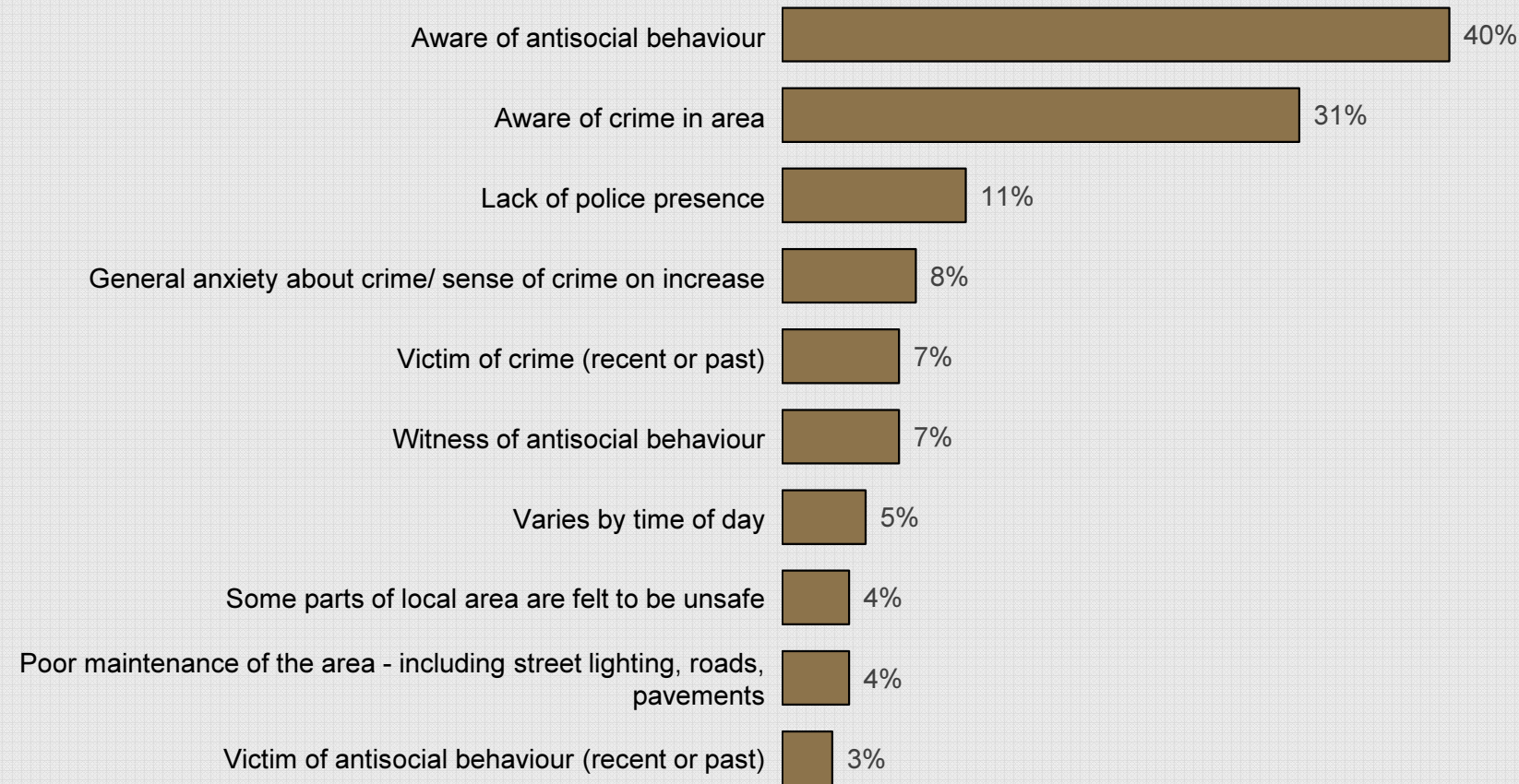
Multicode. Coded from spontaneous responses. Total does not sum 100% due to multiple responses.

Top 10 answers only shown here. Note: some respondents provided both safe and unsafe reasons. A full list of responses can be found within the Tables section of the portal.

Filter: Wave: 1, 2, 3 | Q01 - How safe do you feel in your local area?: Very safe, Fairly safe

Why do you say that you feel very/fairly unsafe when in your local area?

TOP 10 reasons shown: Results are based on all who say that they feel unsafe



Respondents can give multiple answers

Total number of reasons = 1,698

Source: Q2 – And why do you say that you feel very/fairly unsafe when in your local area?

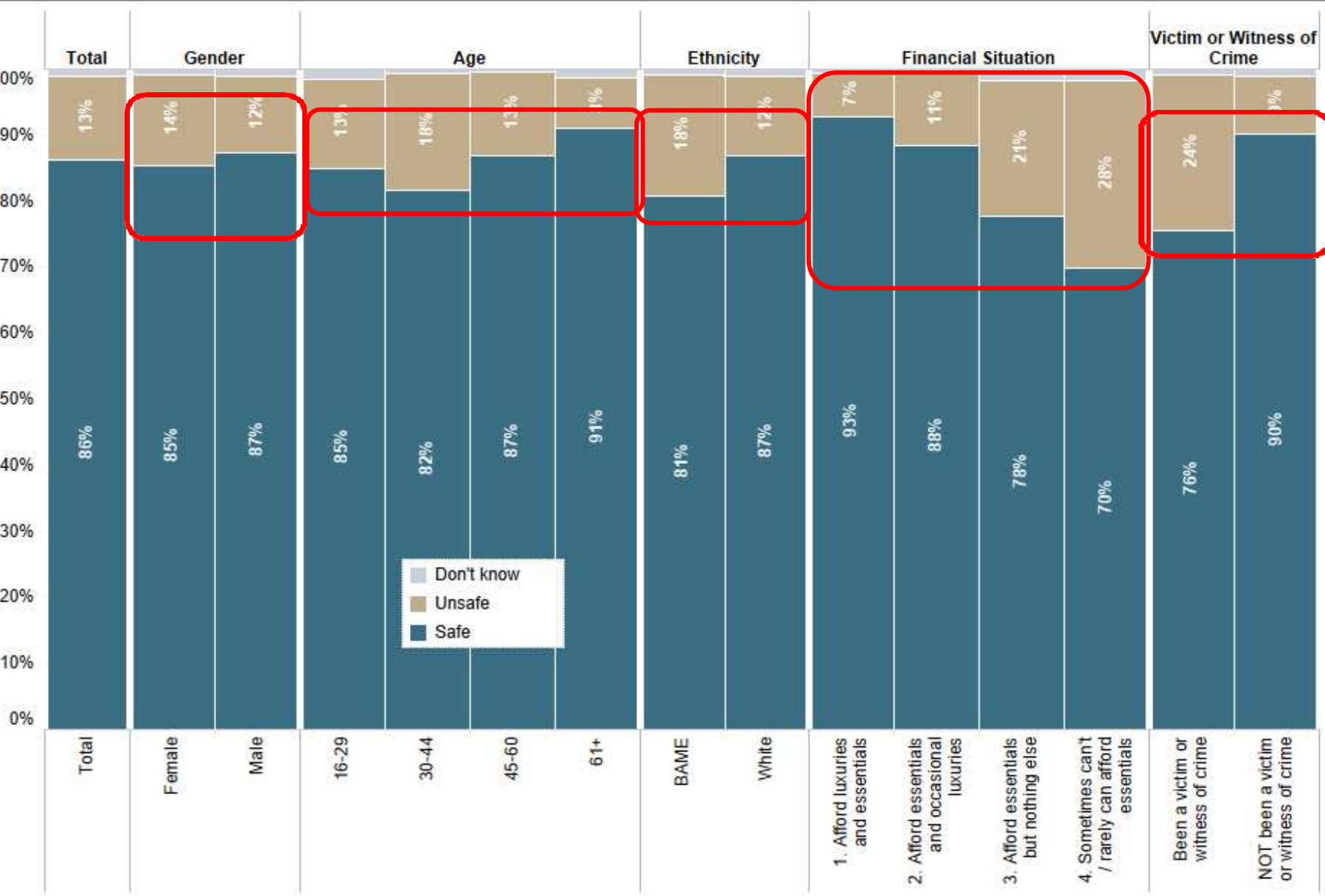
Respondents to this question: All respondents who say that they feel very/fairly unsafe. Greater Manchester (1,178)

Multicode. Coded from spontaneous responses. Total does not sum 100% due to multiple responses.

Top 10 answers only shown here. Note: some respondents provided both safe and unsafe reasons. A full list of responses can be found within the Tables section of the portal.

Filter: Wave: 1, 2, 3 | Q01 - How safe do you feel in your local area?: Fairly unsafe, Very unsafe

How safe do you feel in your local area? By demographic



Overall, the vast majority of GM respondents feel safe in their local area and at work.

Older respondents tend to feel safer in their local area than younger residents.

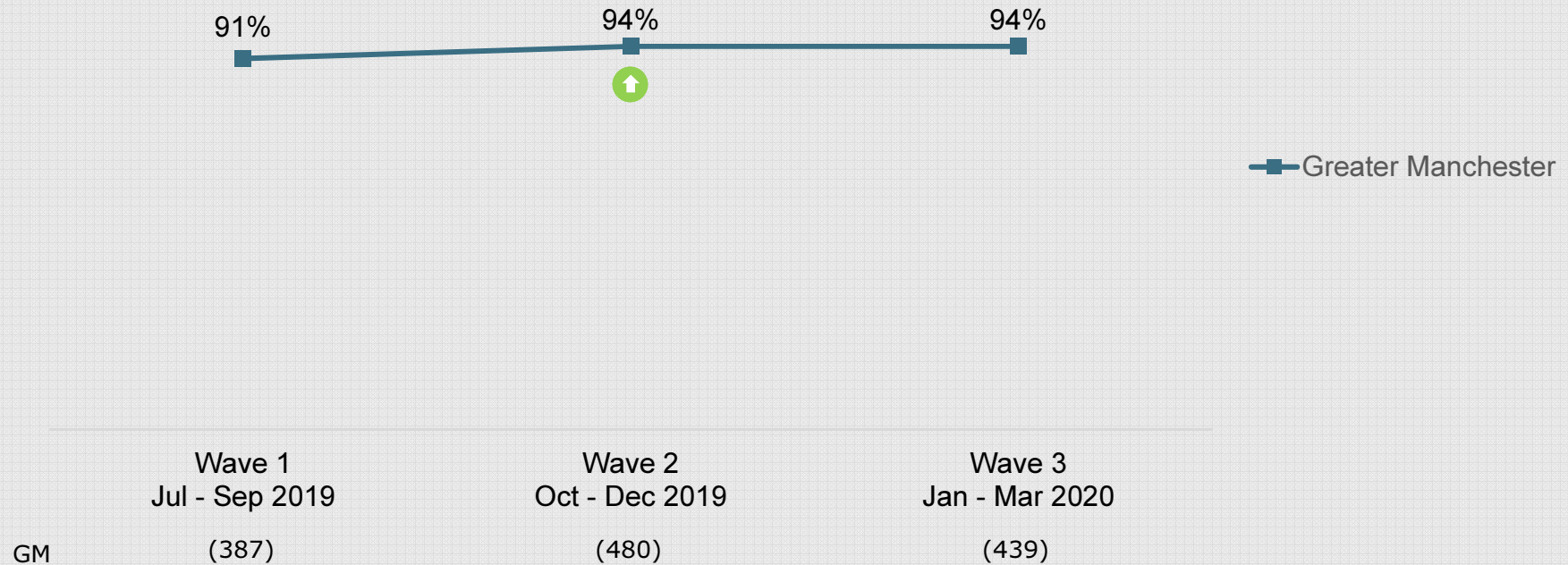
BAME respondents tend to feel less safe.

Feelings of safety decrease with levels of financial hardship.

Those who have been a victim or witness of crime feel less safe than those who have not.

How safe do you feel at your place of study?

NET: Very/ fairly safe
over time



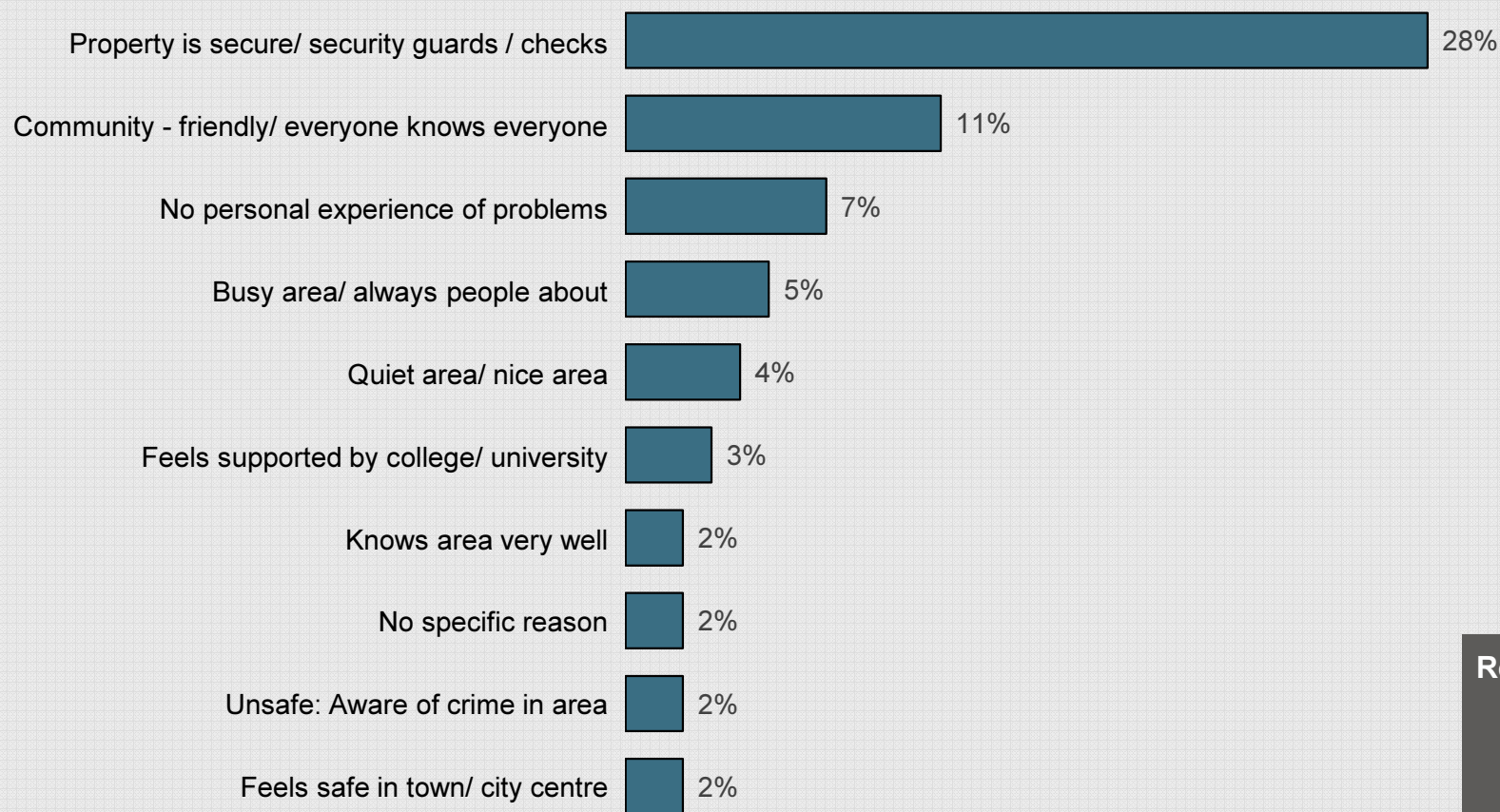
Source: Q3 – How safe do you feel at your place of study?

Respondents to this question: All respondents in Greater Manchester who study at a location in Greater Manchester (as shown in brackets above)

Filter: Wave: 1, 2, 3 | S08 - And do you currently study at a location in Greater Manchester? This does not include courses which are online only, or home study only: Yes

Why do you say that you feel very/fairly safe when at your place of study?

TOP 10 reasons shown: Results are based on all who say that they feel safe



Respondents can give multiple answers

Total number of reasons = 1,091

Source: Q4 – And why do you say that you feel very/fairly safe when at your place of study?

Respondents to this question: All respondents who say that they feel very/fairly safe. Greater Manchester (1,213)

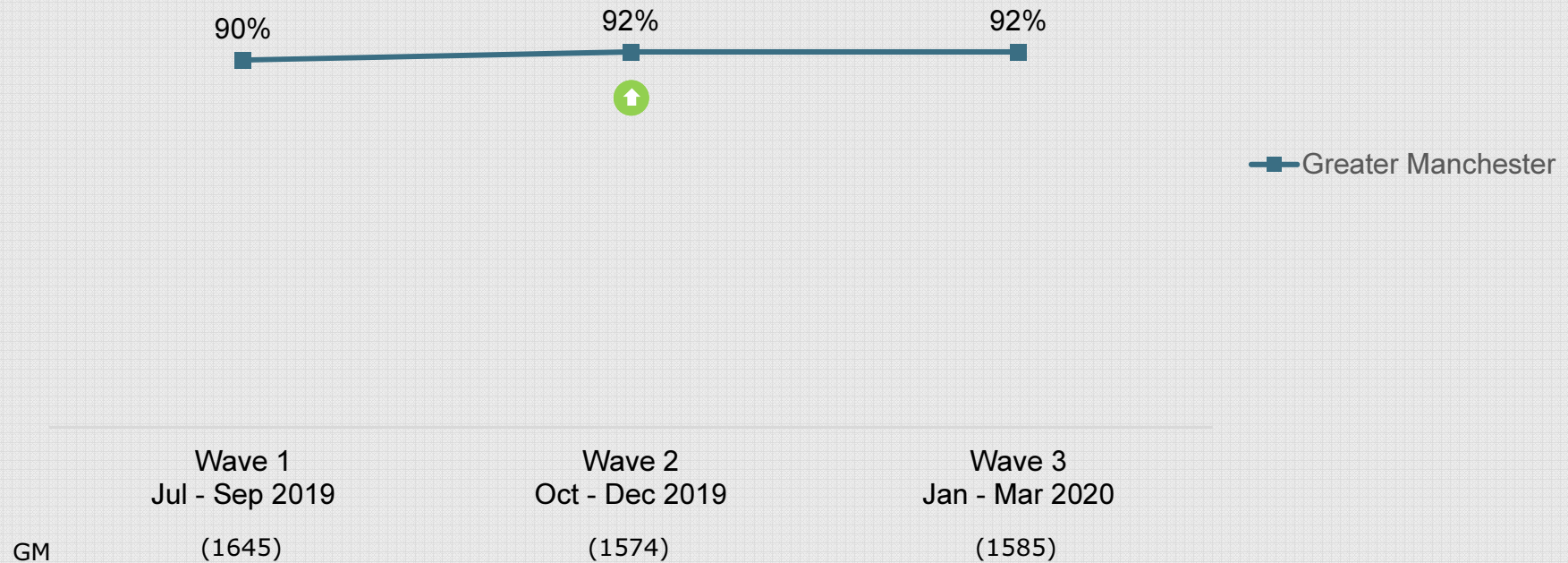
Multicode. Coded from spontaneous responses. Total does not sum 100% due to multiple responses.

Top 10 answers only shown here. Note: some respondents provided both safe and unsafe reasons. A full list of responses can be found within the Tables section of the portal.

Filter: Wave: 1, 2, 3 | Q03 - How safe do you feel at your place of study?: Very safe, Fairly safe

How safe do you feel when at your place of work?

NET: Very/ fairly safe
over time



- ↑ Significantly higher than previous wave
- ↓ Significantly lower than previous wave

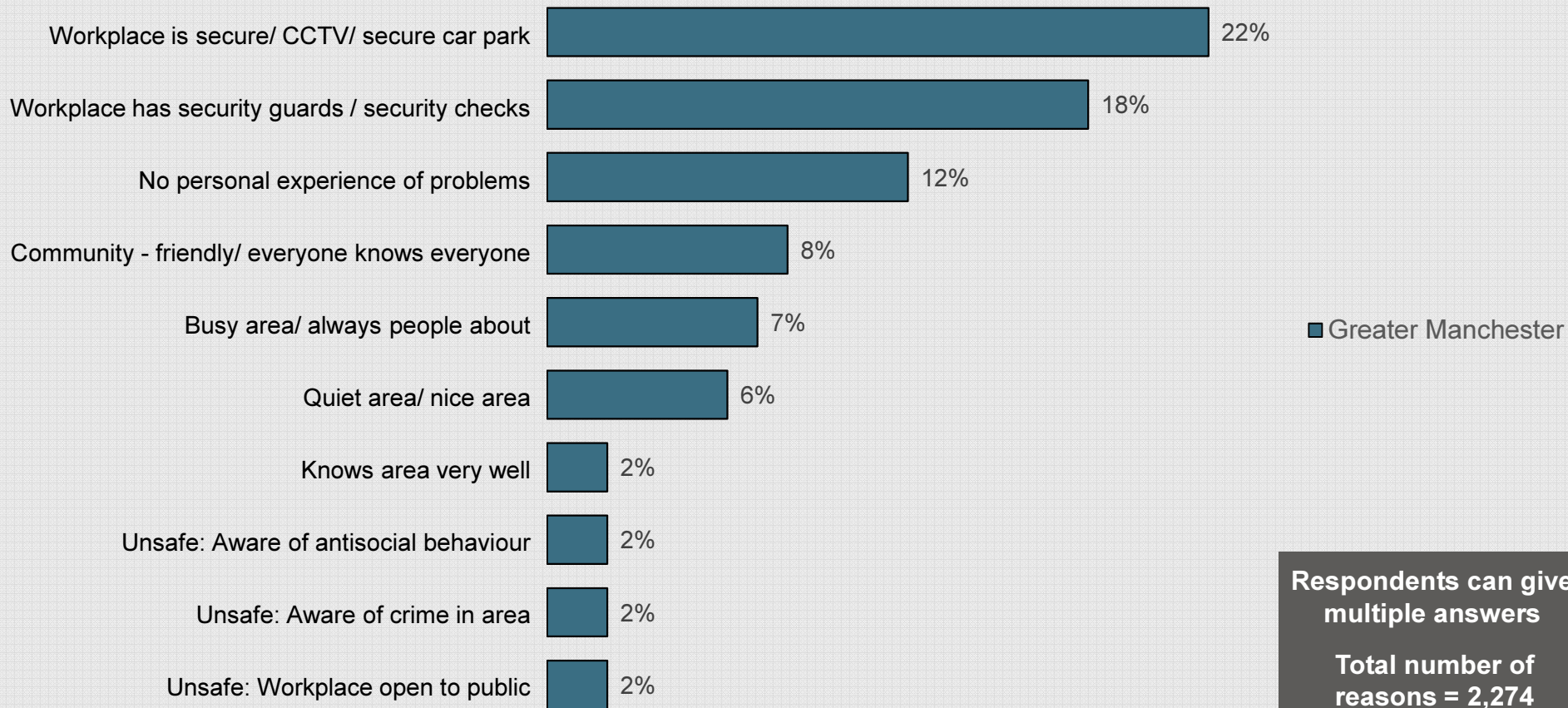
Source: Q5 – How safe do you feel at your place of work?

Respondents to this question: All respondents in Greater Manchester who work away from their home at a location in Greater Manchester (as shown in brackets above)

Filter: Wave: 1, 2, 3 | DS07 - And do you currently work from home all of the time, some of the time, or never?: Some of the time, Never

Why do you say that you feel very/fairly safe when at your place of work?

TOP 10 reasons shown: Results are based on all who say that they feel safe



Respondents can give multiple answers
Total number of reasons = 2,274

Source: Q6 – And why do you say that you feel very/fairly safe when at your place of work?

Respondents to this question: All respondents who say that they feel very/fairly safe. Greater Manchester (1944)

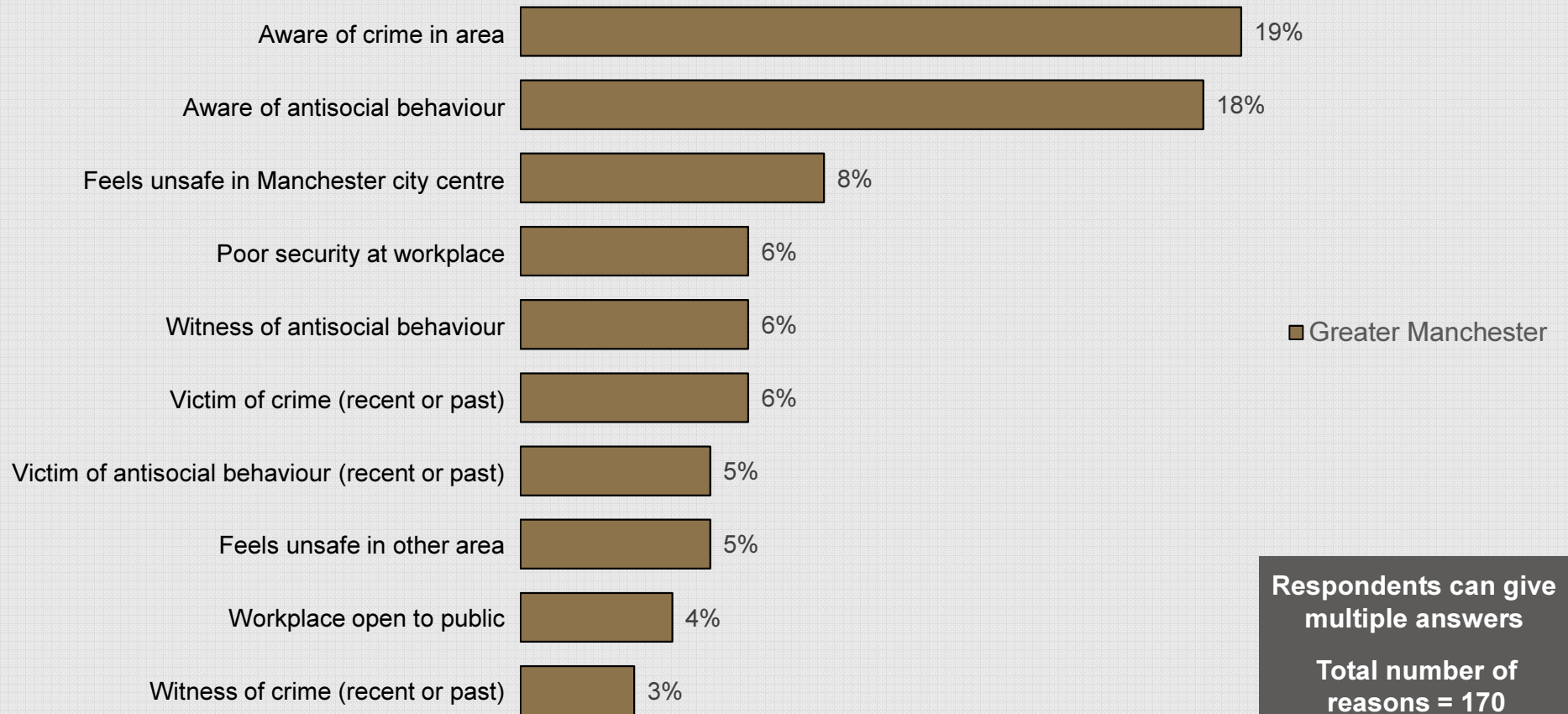
Multicode. Coded from spontaneous responses. Total does not sum 100% due to multiple responses.

Top 10 answers only shown here. Note: some respondents provided both safe and unsafe reasons. A full list of responses can be found within the Tables section of the portal.

Filter: Wave: 1, 2, 3 | Q05 - How safe do you feel at your place of work?: Very safe, Fairly safe

Why do you say that you feel very/fairly unsafe when at your place of work?

TOP 10 reasons shown: Results are based on all who say that they feel unsafe



Source: Q6 – And why do you say that you feel very/fairly unsafe when at your place of work?

Respondents to this question: All respondents who say that they feel very/fairly unsafe. Greater Manchester (133)

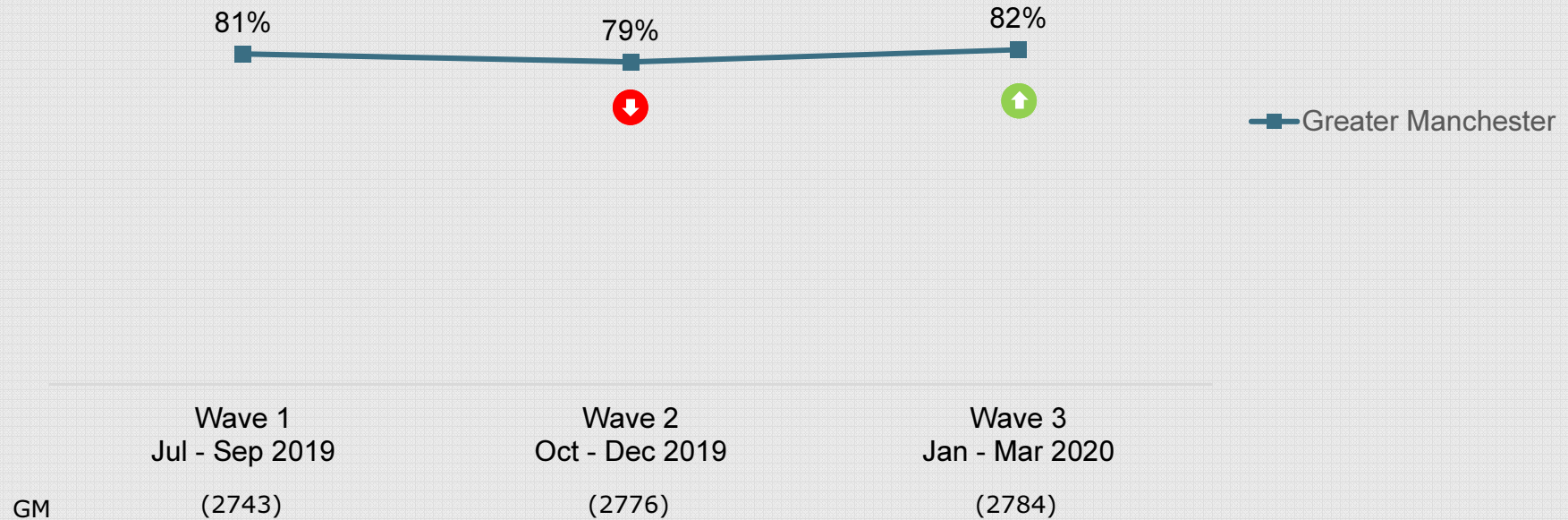
Multicode. Coded from spontaneous responses. Total does not sum 100% due to multiple responses.

Top 10 answers only shown here. Note: some respondents provided both safe and unsafe reasons. A full list of responses can be found within the Tables section of the portal.

Filter: Wave: 1, 2, 3 | Q05 - How safe do you feel at your place of work?: Fairly unsafe, Very unsafe

How safe do you feel when socialising out anywhere in [DISTRICT]?

NET: Very/ fairly safe
over time



- ↑ Significantly higher than previous wave
- ↓ Significantly lower than previous wave

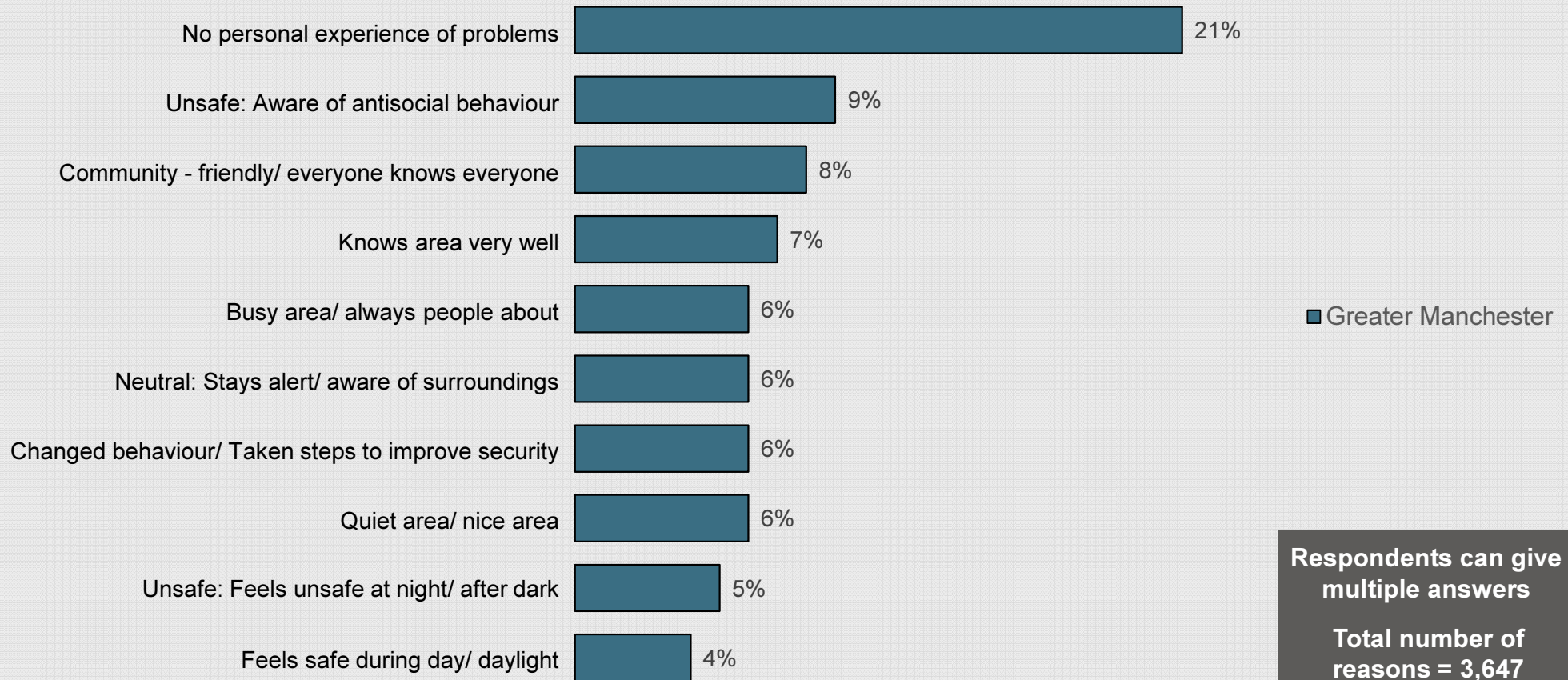
Source: Q7 – How safe do you feel when socialising out anywhere in your local authority area?

Respondents to this question: All respondents in Greater Manchester who socialise in their local district (by district, as shown in brackets above). *All respondents who said 'Not applicable' at Q7 are not included in the base for this chart

Iter: Wave: 1, 2, 3 | Q07 - How safe do you feel when socialising?: Very safe, Fairly safe, Fairly unsafe, Very unsafe, Don't know

Why do you say that you feel very/fairly safe when socialising out anywhere in [DISTRICT]?

TOP 10 reasons shown: Results are based on all who say that they feel safe



Source: Q8 – And why do you say that you feel very/fairly safe when socialising out and about anywhere in [DISTRICT]?

Respondents to this question: All respondents who say that they feel very/fairly safe. Greater Manchester (2972)

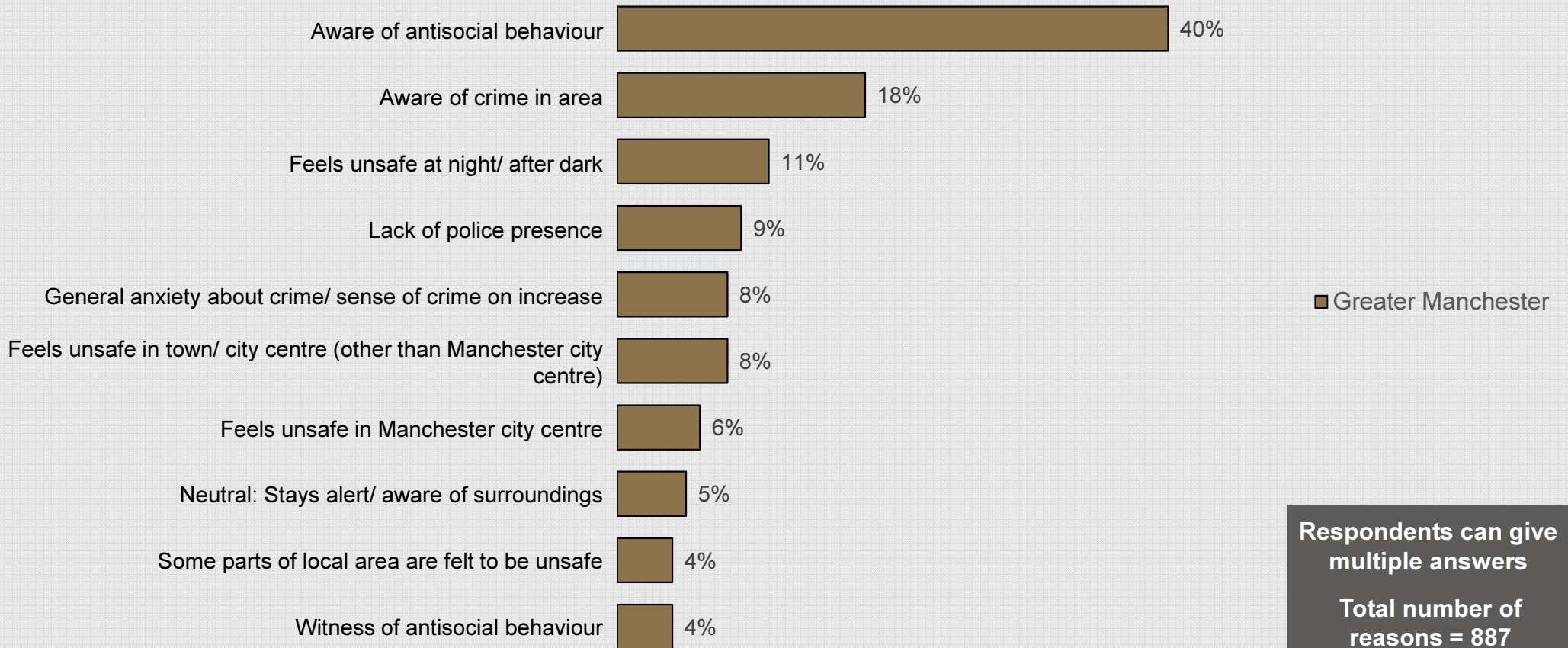
Multicode. Coded from spontaneous responses. Total does not sum 100% due to multiple responses.

Top 10 answers only shown here. Note: some respondents provided both safe and unsafe reasons. A full list of responses can be found within the Tables section of the portal.

Filter: Wave: 1, 2, 3 | Q07 - How safe do you feel when socialising?: Very safe, Fairly safe

Why do you say that you feel very/fairly unsafe when socialising out anywhere in [DISTRICT]?

TOP 10 reasons shown: Results are based on all who say that they feel unsafe



Source: Q8 – And why do you say that you feel very/fairly unsafe when socialising out and about anywhere in [DISTRICT]?

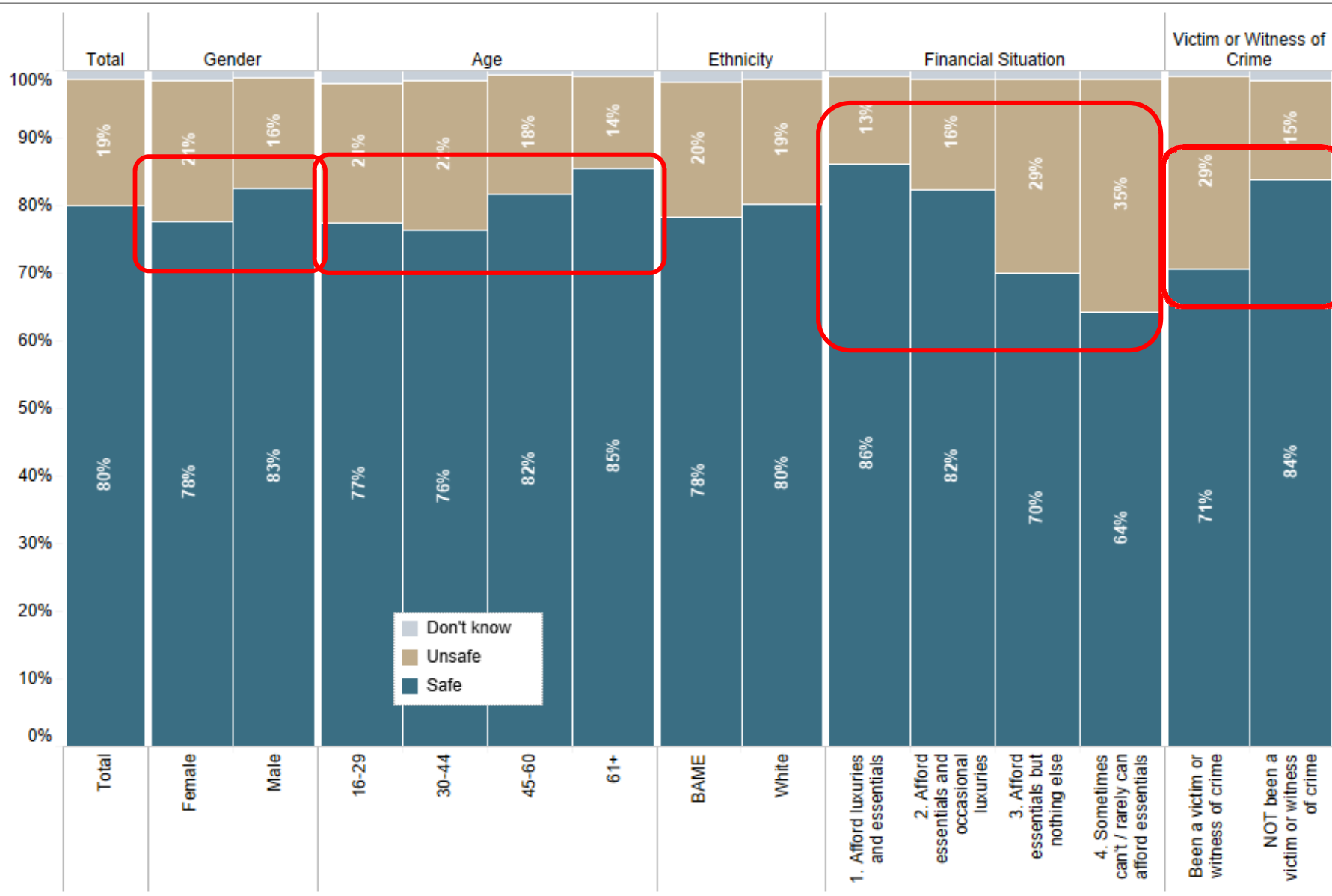
Respondents to this question: All respondents who say that they feel very/fairly unsafe. Greater Manchester (628)

Multicode. Coded from spontaneous responses. Total does not sum 100% due to multiple responses.

Top 10 answers only shown here. Note: some respondents provided both safe and unsafe reasons. A full list of responses can be found within the Tables section of the portal.

Filter: Wave: 1, 2 | Q07 - How safe do you feel when socialising?: Fairly unsafe, Very unsafe

How safe do you feel when socialising? By demographic



Overall, the vast majority of GM respondents feel safe in their local area and at work.

Female respondents tend to feel less safe socialising in their local area than male respondents.

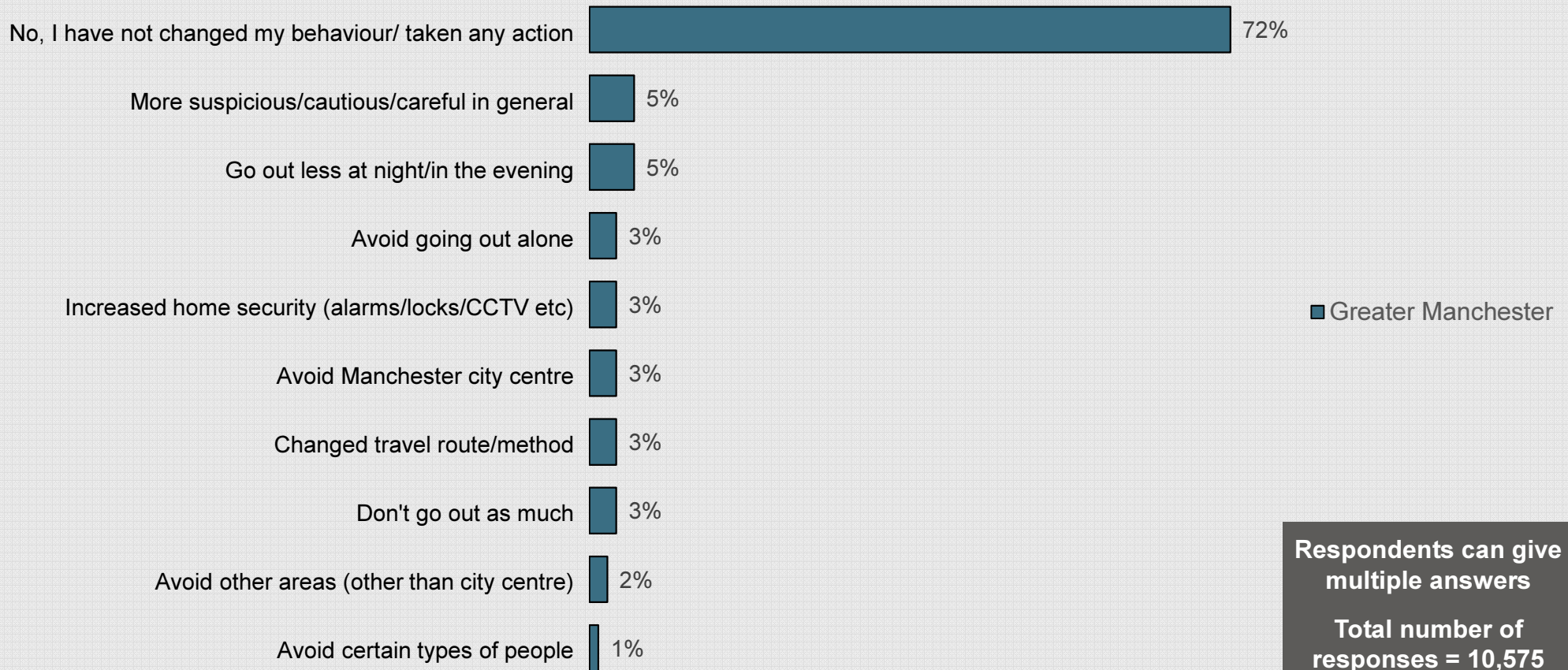
Older respondents tend to feel safer socialising in their local area than younger residents.

Feelings of safety decrease with levels of financial hardship.

Those who have been a victim or witness of crime feel less safe than those who have not.

In the past 12 months, have you changed your behaviour or taken any action because you felt unsafe in Greater Manchester?

TOP 10 reasons shown



Source: Q9 – In the past 12 months, have you changed your behaviour or taken any action because you felt unsafe in Greater Manchester?

Respondents to this question: Greater Manchester (9750)

Multicode. Coded from spontaneous responses.

Top 10 answers only shown here. Figures are % of all respondents. Total does not sum 100% due to multiple responses. A full list of responses can be found within the Tables section of the portal.

Iter: Wave: 1, 2, 3

Confidence and Satisfaction

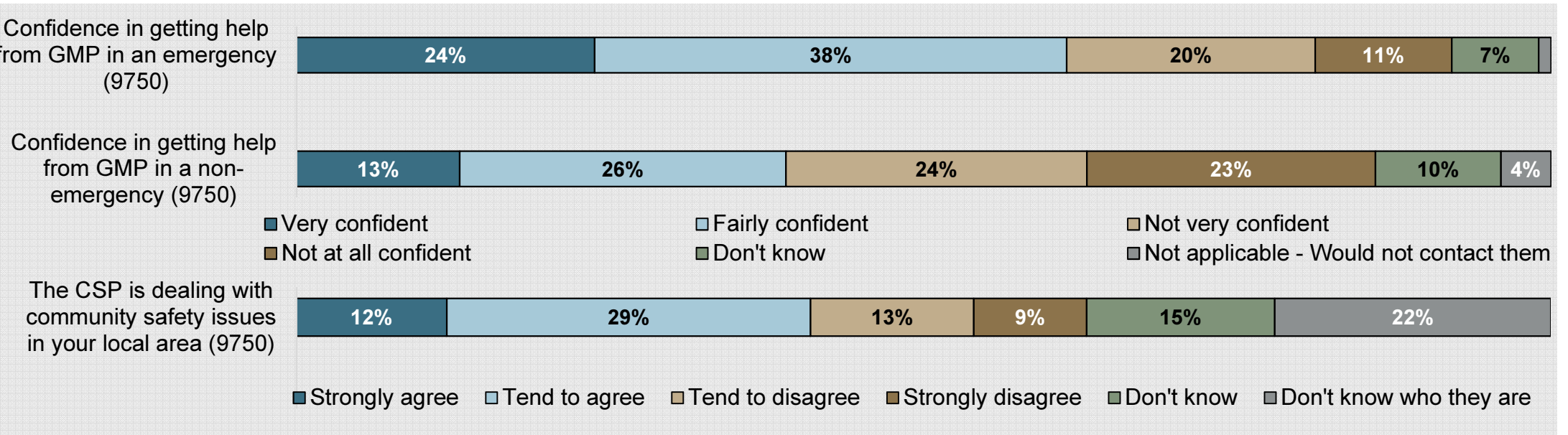


Confidence in getting help from Greater Manchester Police (GMP), and the extent to which the Community Safety Partnership (CSP) is dealing with community safety issues

NET: Very / fairly confident – In getting help from GMP in an emergency: 62%

NET: Very / fairly confident – In getting help from GMP in a non-emergency: 39%

NET: Strongly / tend to agree – The CSP is dealing with community safety issues in your local area: 41%



Source: Q10 – How confident are you that you could get help from Greater Manchester Police if you needed it, firstly in an emergency?

Respondents to this question: All respondents in Greater Manchester (as shown in brackets above)

Source: Q12 – And how confident are you that you could get help from Greater Manchester Police if you needed it, in a non-emergency situation?

Respondents to this question: All respondents in Greater Manchester (as shown in brackets above)

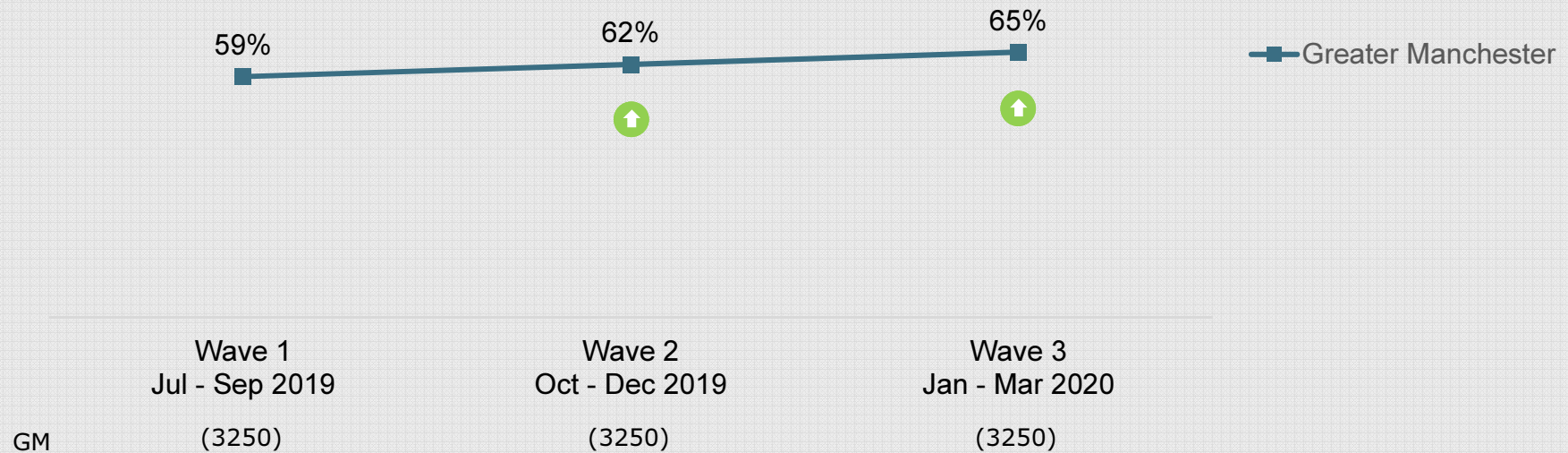
Source: Q14 – Community Safety is not solely the responsibility of the police. Other organisations work with the police as the “community safety partnership”. This partnership includes the local Council, Offender Services, housing providers, and community and voluntary organisations. To what extent do you agree or disagree that the community safety partnership is dealing with community safety issues in your local area?

Respondents to this question: All respondents in Greater Manchester (as shown in brackets above)

Wave: 1, 2, 3

How confident are you that you could get help from Greater Manchester Police if you needed it *in an emergency*?

NET: Very/ fairly confident
over time



- ↑ Significantly higher than previous wave
- ↓ Significantly lower than previous wave

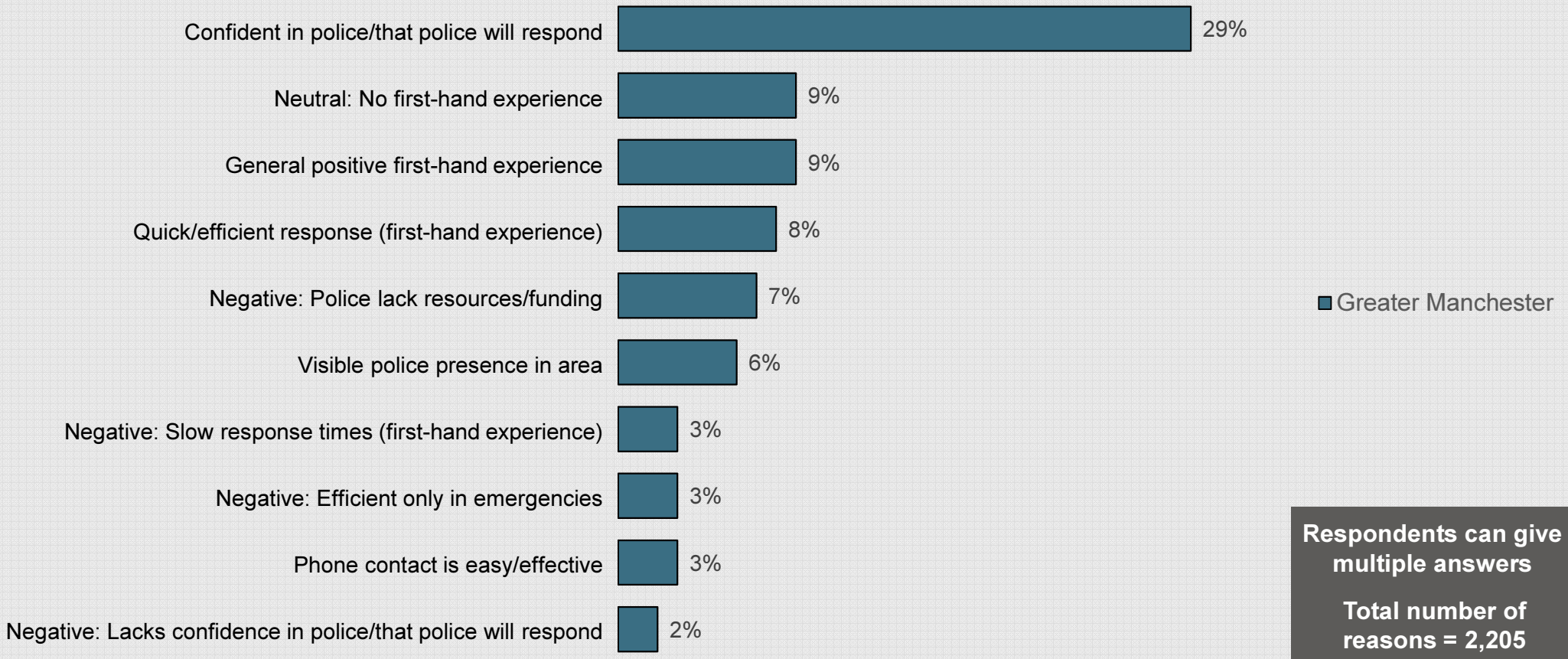
Source: Q10 – How confident are you that you could get help from Greater Manchester Police if you needed it, firstly in an emergency?

Respondents to this question: All respondents in Greater Manchester (as shown in brackets above)

Filter: Wave: 1, 2, 3

Why do you say that you are very/fairly confident that you could get help from Greater Manchester Police *in an emergency*?

TOP 10 reasons shown: Results are based on all who say that they feel confident



Source: Q11 – And why do you say that you are very/fairly confident that you could get help from Greater Manchester Police in an emergency?

Respondents to this question: Respondents who say that they are very/fairly confident. Greater Manchester (1977)

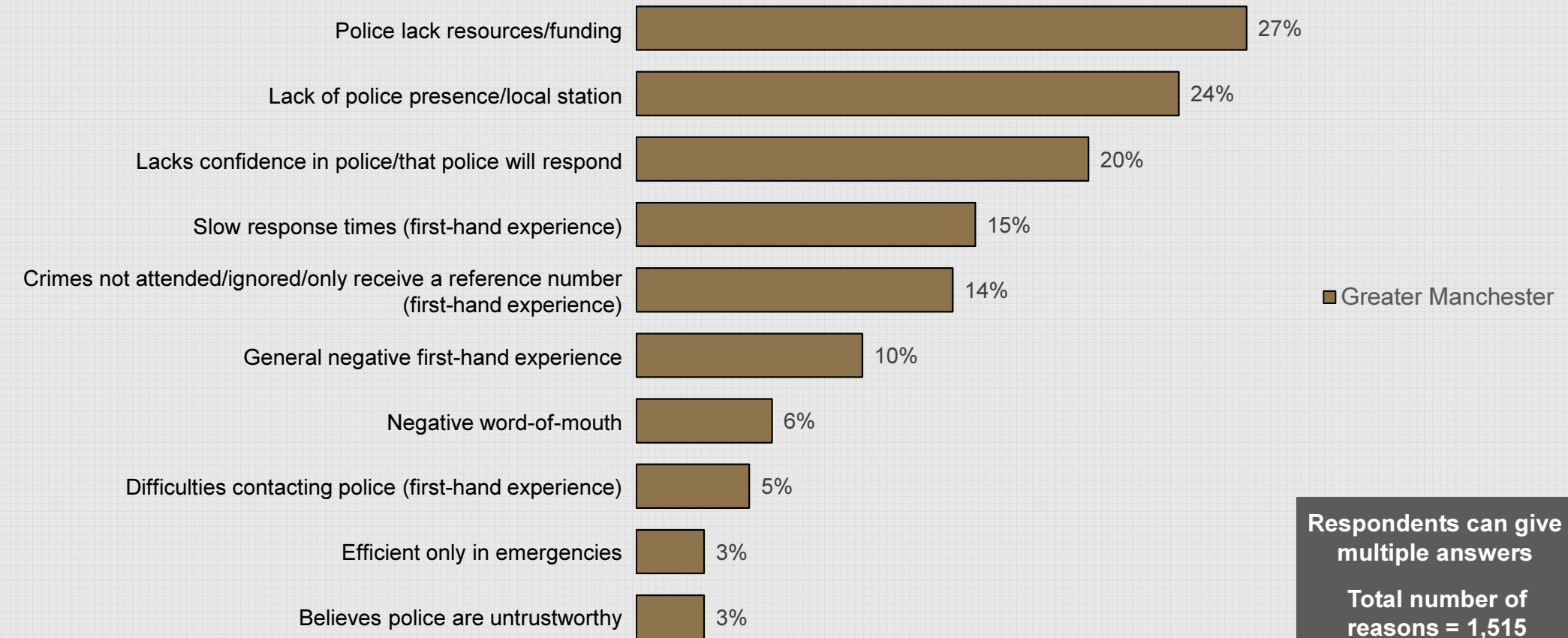
Multicode. Coded from spontaneous responses. Total does not sum 100% due to multiple responses. Q11, Q13, and Q15 were randomly rotated so that each respondent answered one of these three questions.

Top 10 answers only shown here. A full list of responses can be found within the Tables section of the portal.

Filter: Wave: 1, 2, 3 | Q10 - How confident are you that you could get help from Greater Manchester Police in an emergency?: Very confident, Fairly confident

Why do you say that you are not very/not at all confident that you could get help from Greater Manchester Police *in an emergency*?

TOP 10 reasons shown: Results are based on all who say that they feel not confident



Source: Q11 – And why do you say that you are not very/not at all confident that you could get help from Greater Manchester Police in an emergency?

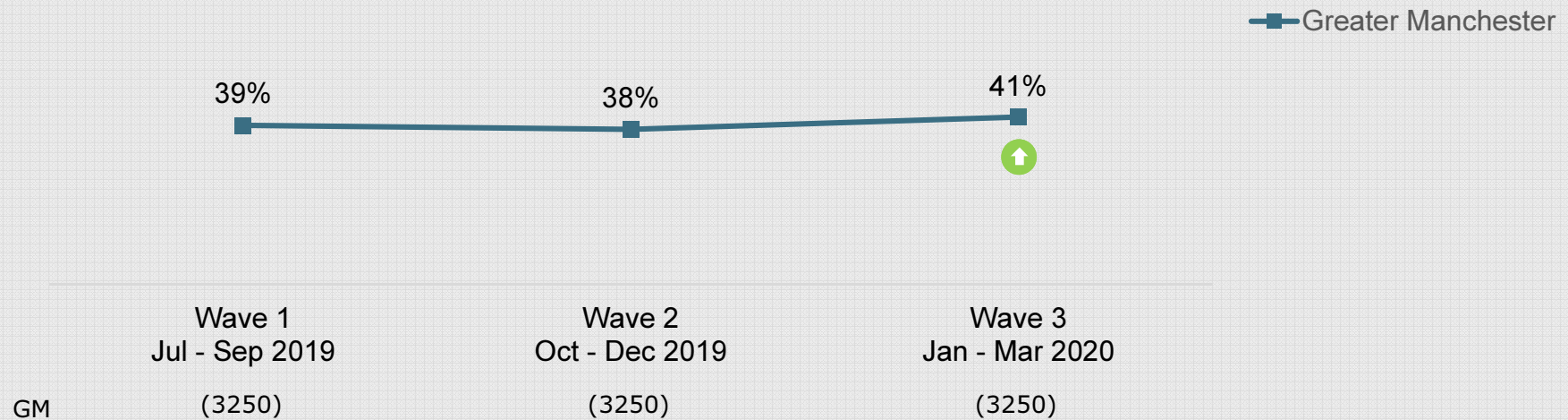
Respondents to this question: Respondents who say that they are not very/not at all confident. Greater Manchester (1001)

Multicode. Coded from spontaneous responses. Total does not sum 100% due to multiple responses. Q11, Q13, and Q15 were randomly rotated so that each respondent answered one of these three questions. Top 10 answers only shown here. A full list of responses can be found within the Tables section of the portal.

Filter: Wave: 1, 2, 3 | Q10 - How confident are you that you could get help from Greater Manchester Police in an emergency?: Not very confident, Not at all confident

How confident are you that you could get help from Greater Manchester Police if you needed it, *in a non-emergency*?

NET: Very/ fairly confident
over time



↑ Significantly higher than previous wave

↓ Significantly lower than previous wave

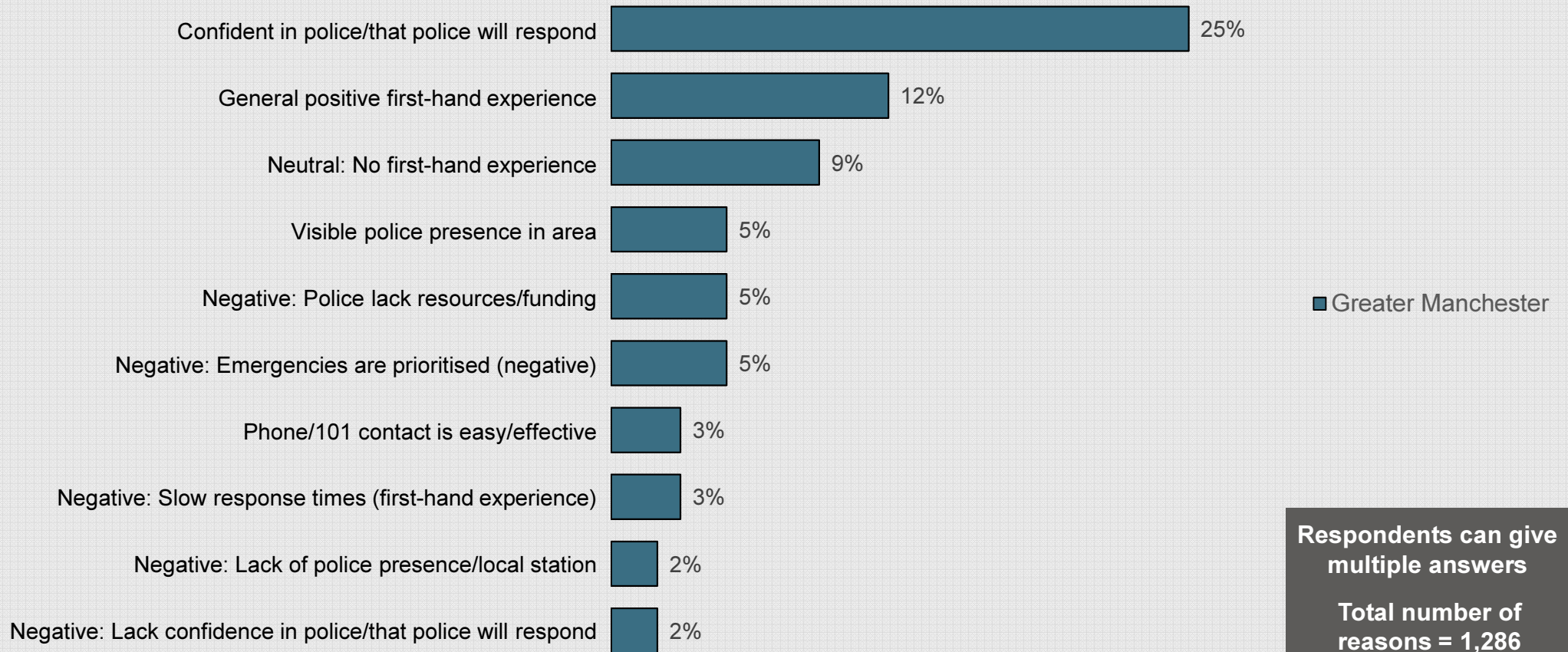
Source: Q12 – And how confident are you that you could get help from Greater Manchester Police if you needed it, in a non-emergency situation?

Respondents to this question: All respondents in Greater Manchester (as shown in brackets above)

Iter: Wave: 1, 2, 3

Why do you say that you are very/fairly confident that you could get help from Greater Manchester Police *in a non-emergency*?

TOP 10 reasons shown: Results are based on all who say that they feel confident



Source: Q13 – And why do you say that you are very/fairly confident that you could get help from Greater Manchester Police in a non-emergency?

Respondents to this question: Respondents who say that they are very/fairly confident. Greater Manchester (1245)

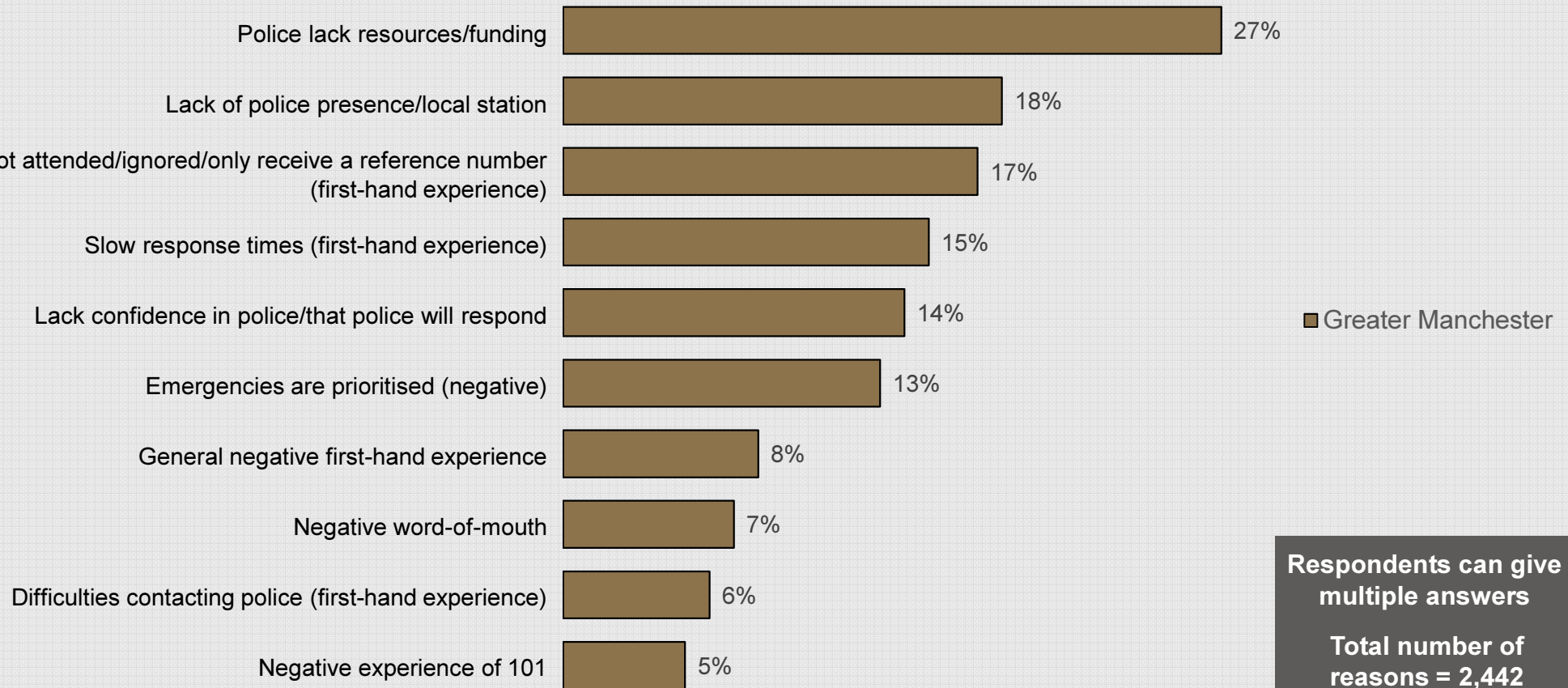
Multicode. Coded from spontaneous responses. Total does not sum 100% due to multiple responses. Q11, Q13, and Q15 were randomly rotated so that each respondent answered one of these three questions.

Top 10 answers only shown here. A full list of responses can be found within the Tables section of the portal.

Filter: Wave: 1, 2, 3 | Q12 - How confident are you that you could get help from Greater Manchester Police in a non-emergency situation?: Very confident, Fairly confident

Why do you say that you are not very/not at all confident that you could get help from Greater Manchester Police *in a non-emergency*?

TOP 10 reasons shown: Results are based on all who say that they feel not confident



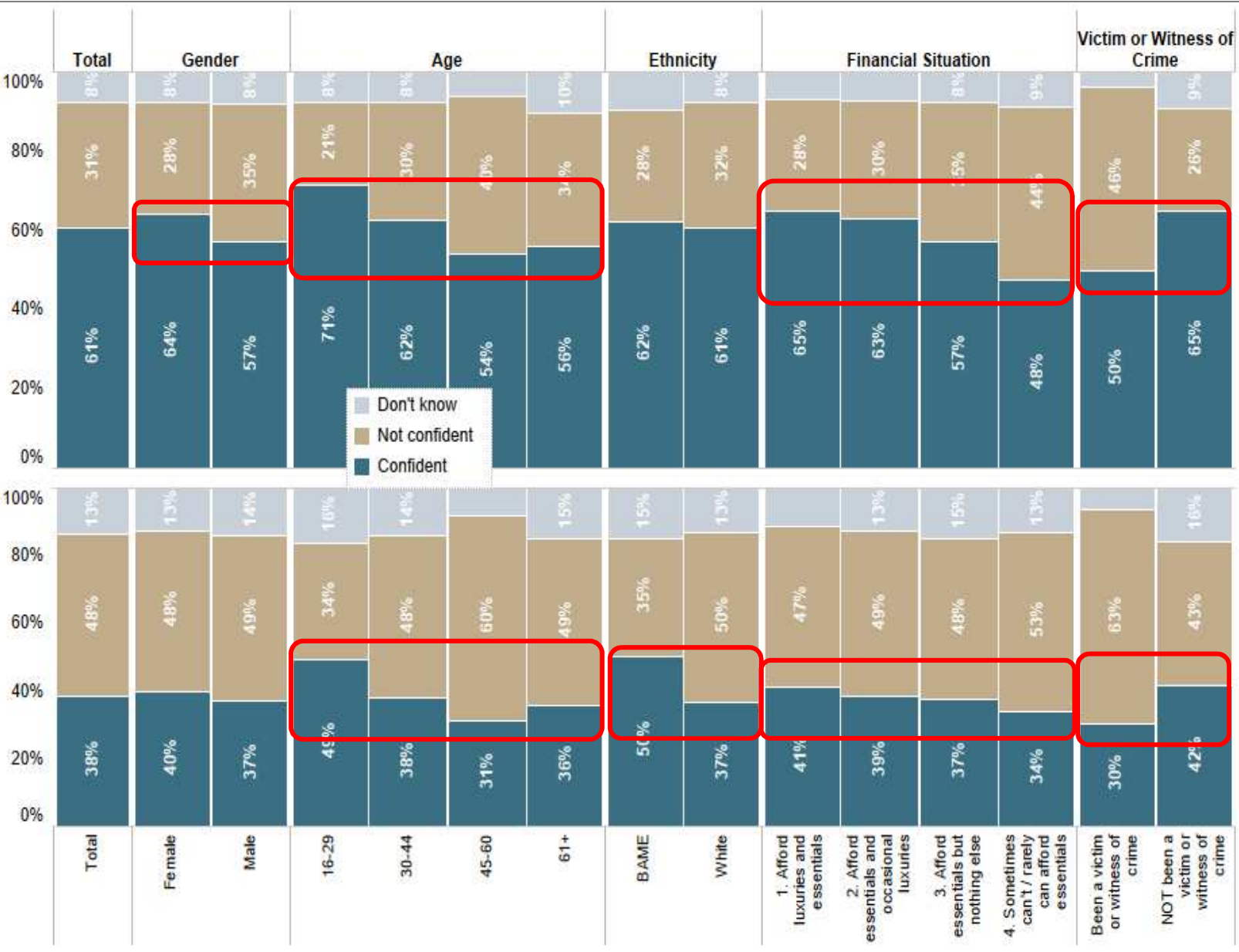
Source: Q13 – And why do you say that you are not very/not at all confident that you could get help from Greater Manchester Police in a non-emergency?

Respondents to this question: Respondents who say that they are not very/not at all confident. Greater Manchester (1573)

Multicode. Coded from spontaneous responses. Total does not sum 100% due to multiple responses. Q11, Q13, and Q15 were randomly rotated so that each respondent answered one of these three questions. Top 10 answers only shown here. A full list of responses can be found within the Tables section of the portal.

Filter: Wave: 1, 2, 3 | Q12 - How confident are you that you could get help from Greater Manchester Police in a non-emergency situation?: Not very confident, Not at all confident

Confidence in the police by demographic



Overall, 61% of GM respondents are confident could help in an emergency and 38% in a non-emergency.

Women tend to feel more confident in both emergencies and non-emergencies

Younger respondents had more confidence than older respondents (45+)

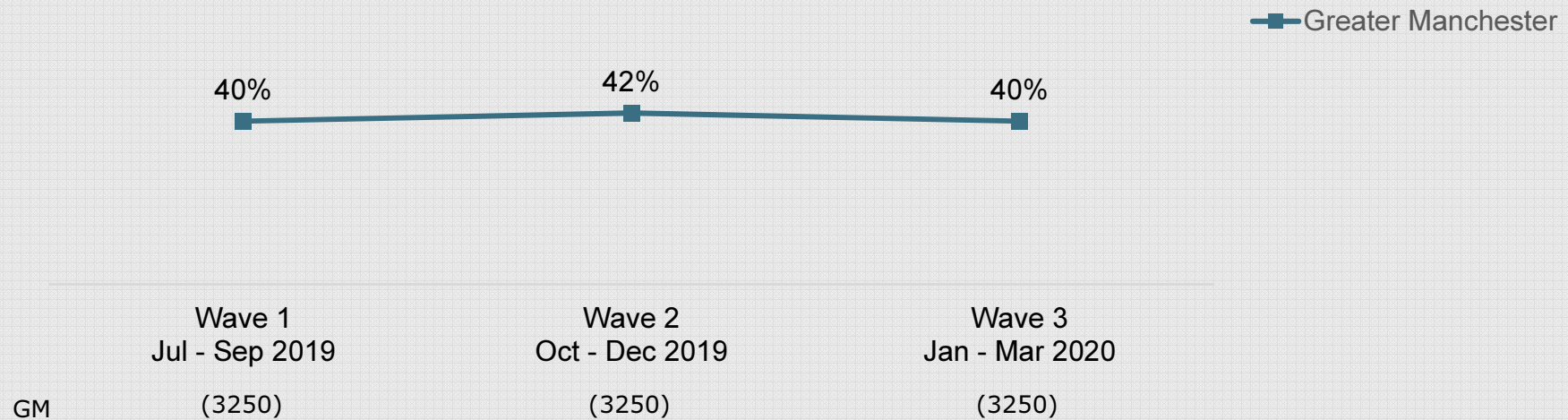
BAME respondents were more confident in a non-emergency

Feelings of confidence decline with levels of financial hardship, particularly in an emergency

Those who have previously been a victim or witness of crime feel less confident

To what extent do you agree or disagree that the Community Safety Partnership is dealing with community safety issues in your local area?

NET: Strongly/tend to agree
over time



- ↑ Significantly higher than previous wave
- ↓ Significantly lower than previous wave

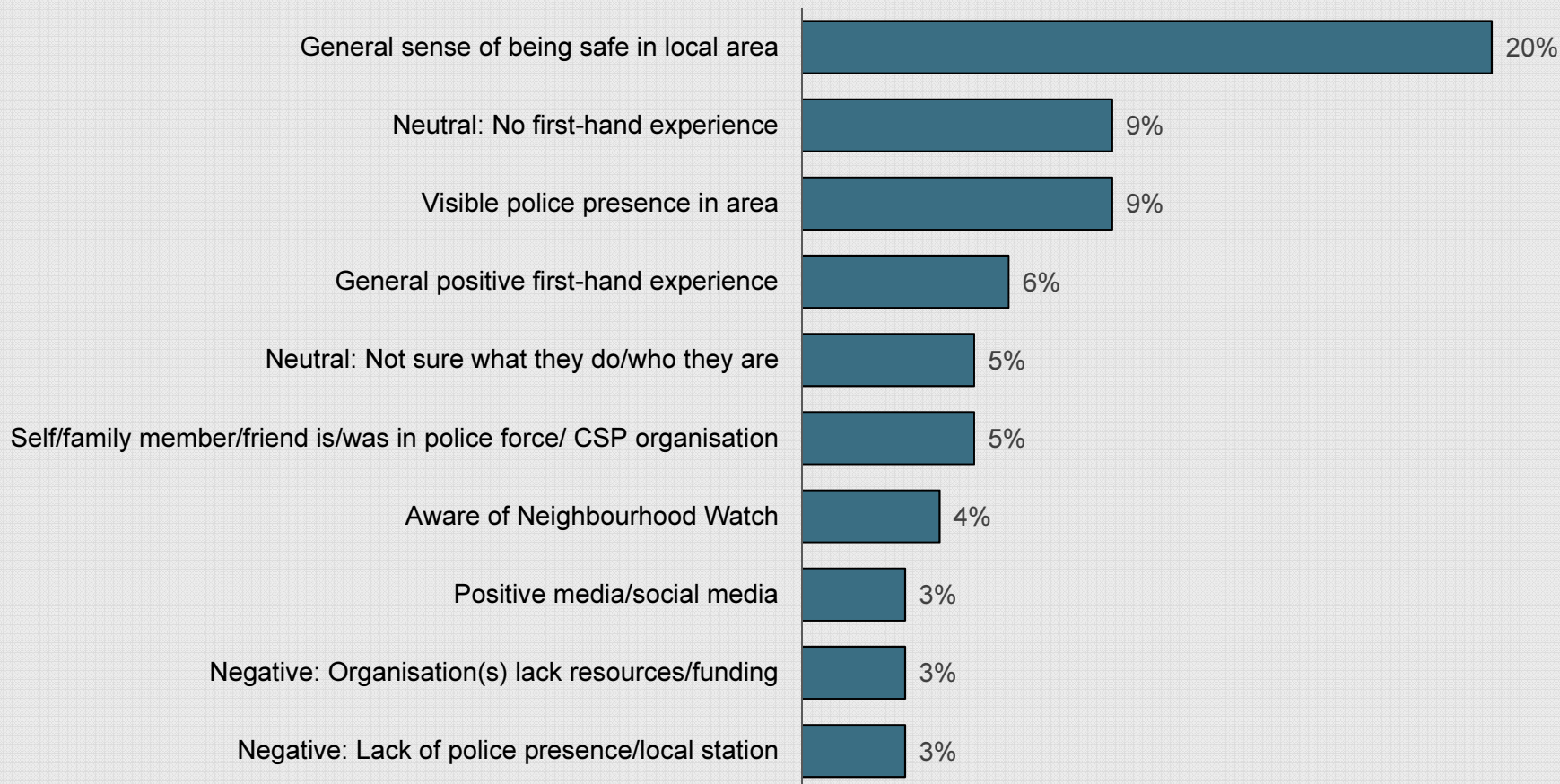
Source: Q14 – Community Safety is not solely the responsibility of the police. Other organisations work with the police as the “community safety partnership”. This partnership includes the local Council, Offender Services, housing providers, and community and voluntary organisations. To what extent do you agree or disagree that the community safety partnership is dealing with community safety issues in your local area?

Respondents to this question: All respondents in Greater Manchester (as shown in brackets above)

Iter: Wave: 1, 2, 3

Why do you say that you strongly/tend to agree that the Community Safety Partnership is dealing with community safety issues in your local area?

TOP 10 reasons shown: Results are based on all who say that they agree



Respondents can give multiple answers

Source: Q15 – And why do you say that you strongly/tend to agree that the community safety partnership is dealing with community safety issues in your local area?

Respondents to this question: Respondents who say that they strongly/tend to agree. Greater Manchester.

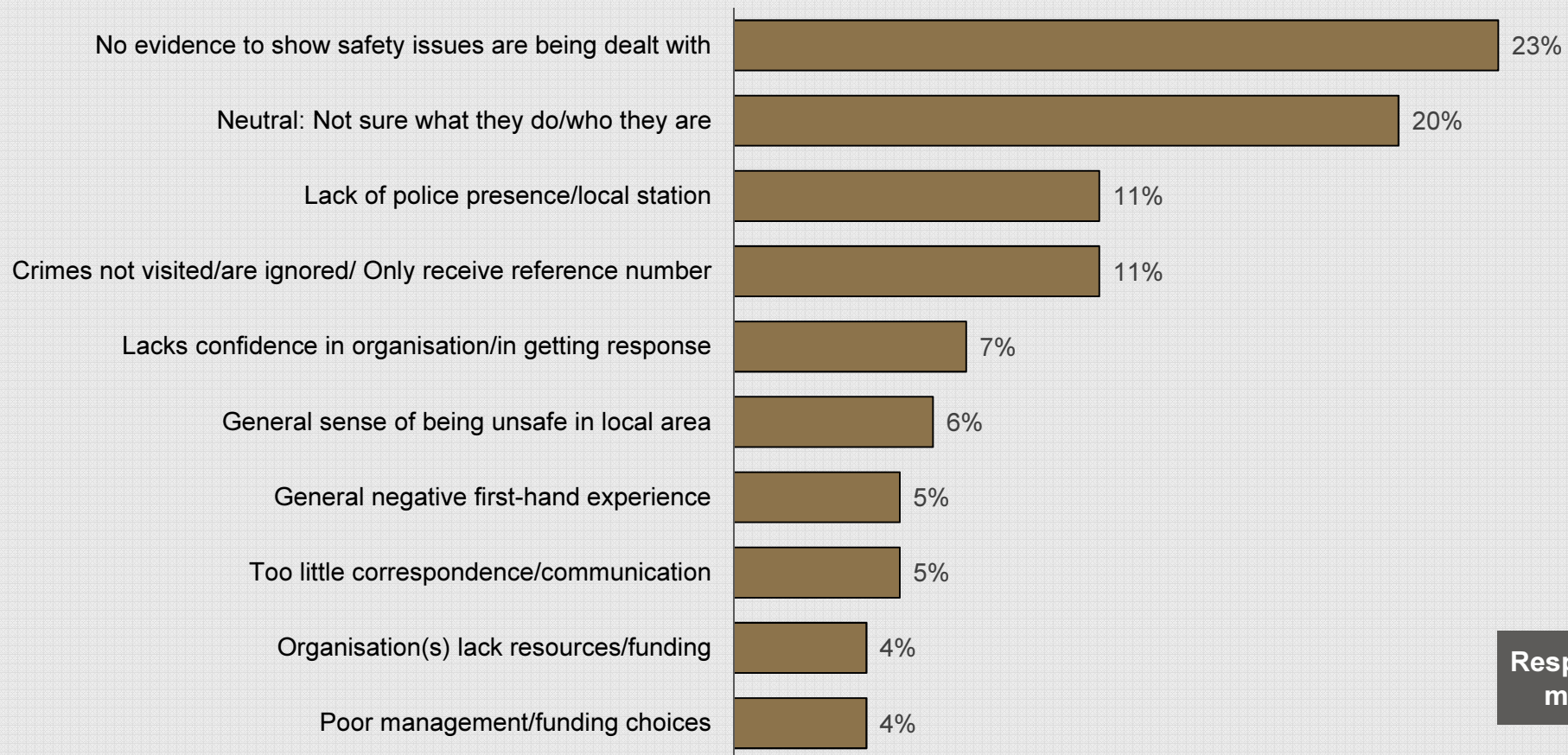
Multicode. Coded from spontaneous responses. Total does not sum 100% due to multiple responses.

Q11, Q13, and Q15 were randomly rotated so that each respondent answered one of these three questions.

Top 10 answers only shown here. Note: some respondents provided both positive and negative reasons.

Why do you say that you strongly/tend to disagree that the Community Safety Partnership is dealing with community safety issues in your local area?

TOP 10 reasons shown: Results are based on all who say that they disagree



Respondents can give multiple answers

Source: Q15 – And why do you say that you strongly/tend to disagree that the community safety partnership is dealing with community safety issues in your local area?

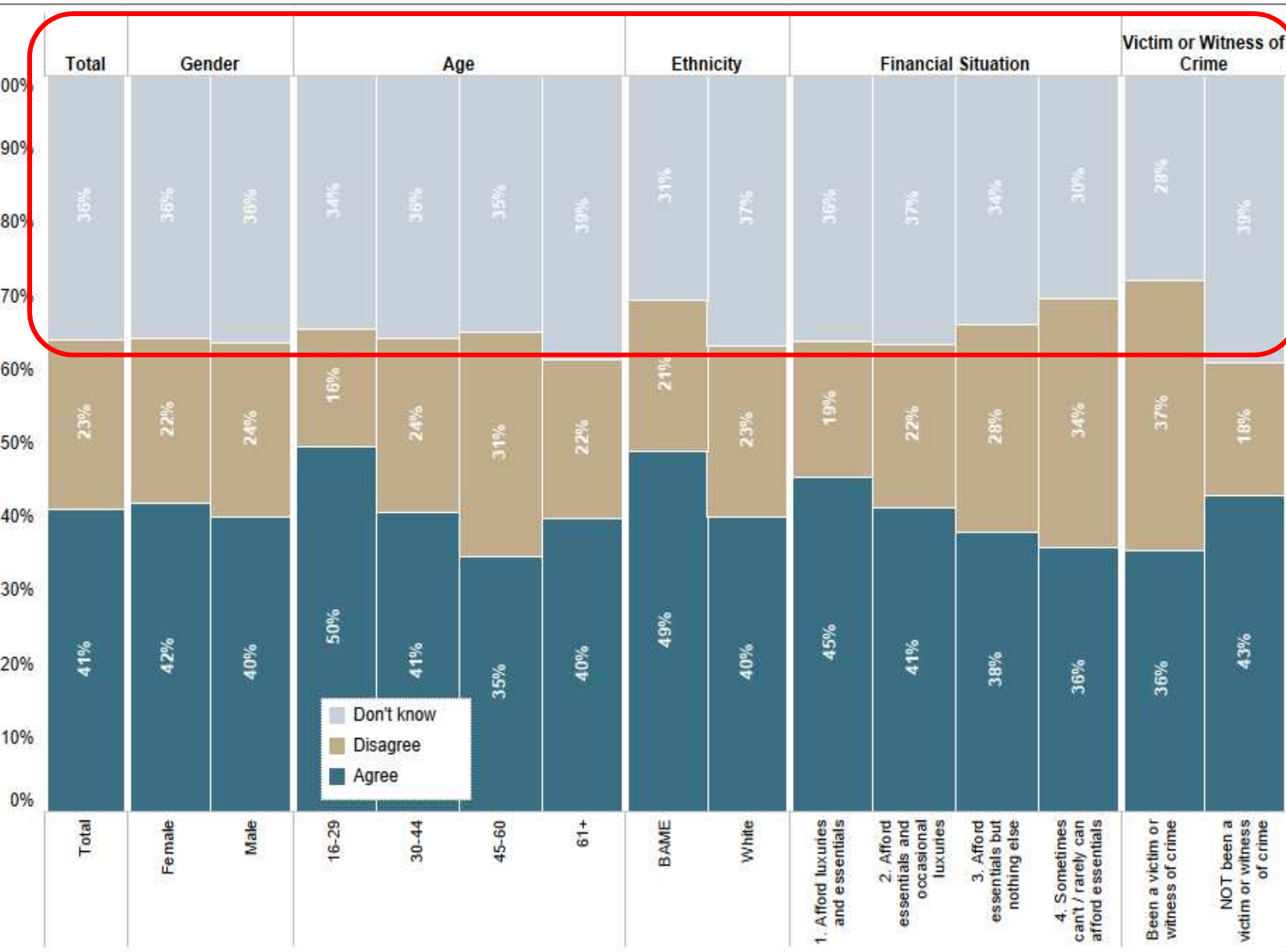
Respondents to this question: Respondents who say that they strongly/tend to disagree. Greater Manchester.

Multicode. Coded from spontaneous responses. Total does not sum 100% due to multiple responses.

Q11, Q13, and Q15 were randomly rotated so that each respondent answered one of these three questions.

Top 10 answers only shown here. Note: some respondents provided both positive and negative reasons.

Do you agree that the Community Safety Partnership is dealing with community safety issue in your local area by demographic



41% of GM respondents agree that the community safety partnership is dealing with local safety issues.

36% said they didn't know, further analysis indicates that a large portion of this is those who don't know who the CSP are.

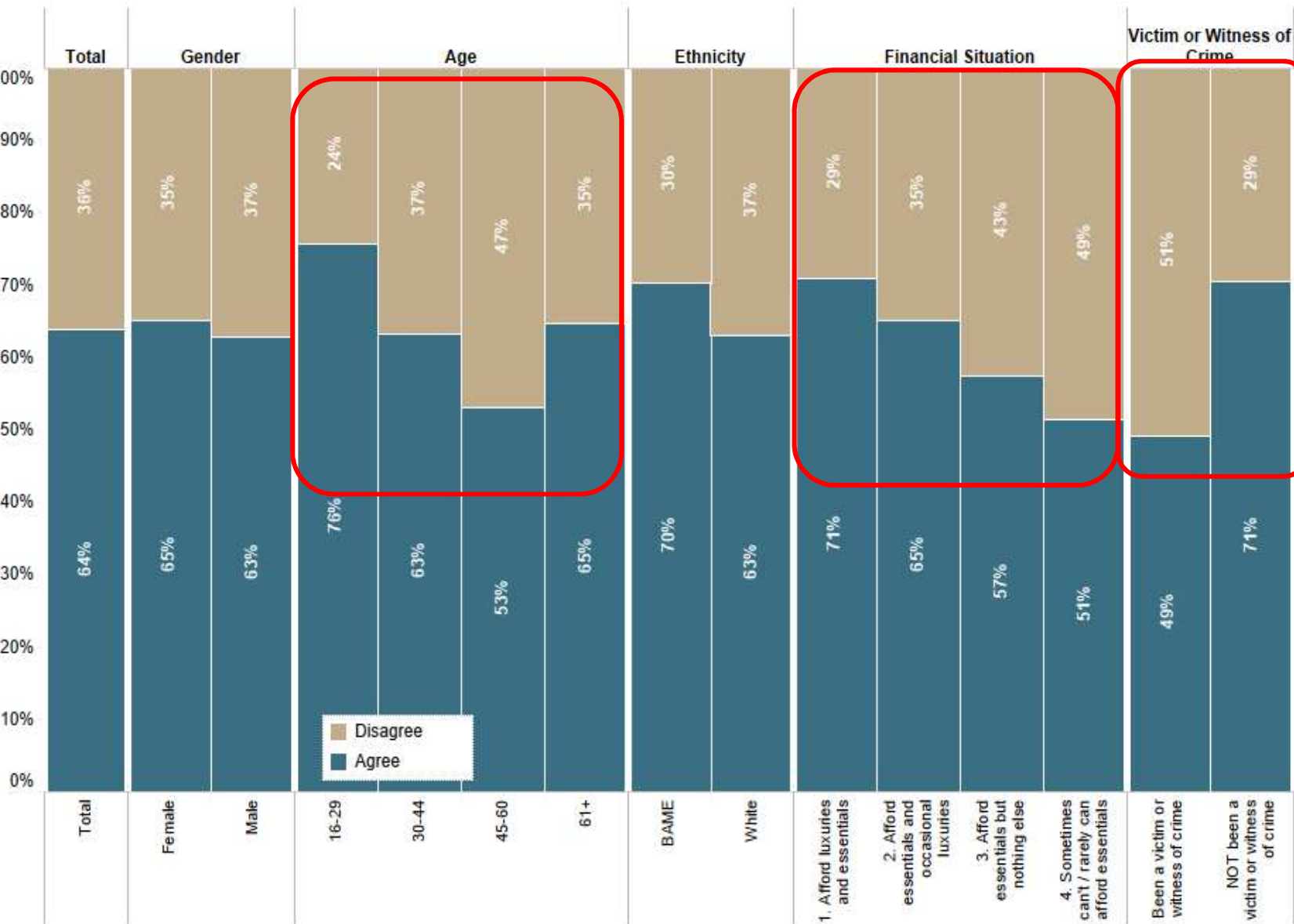
Those aged 45-60 were least likely to agree, and those aged 16-29 were most likely.

BAME respondents were most likely to agree.

The most financially challenged respondents were least likely to agree.

Those who had been a victim or witness of crime were less confident.

Do you agree that the Community Safety Partnership is dealing with community safety issue in your local area by demographic

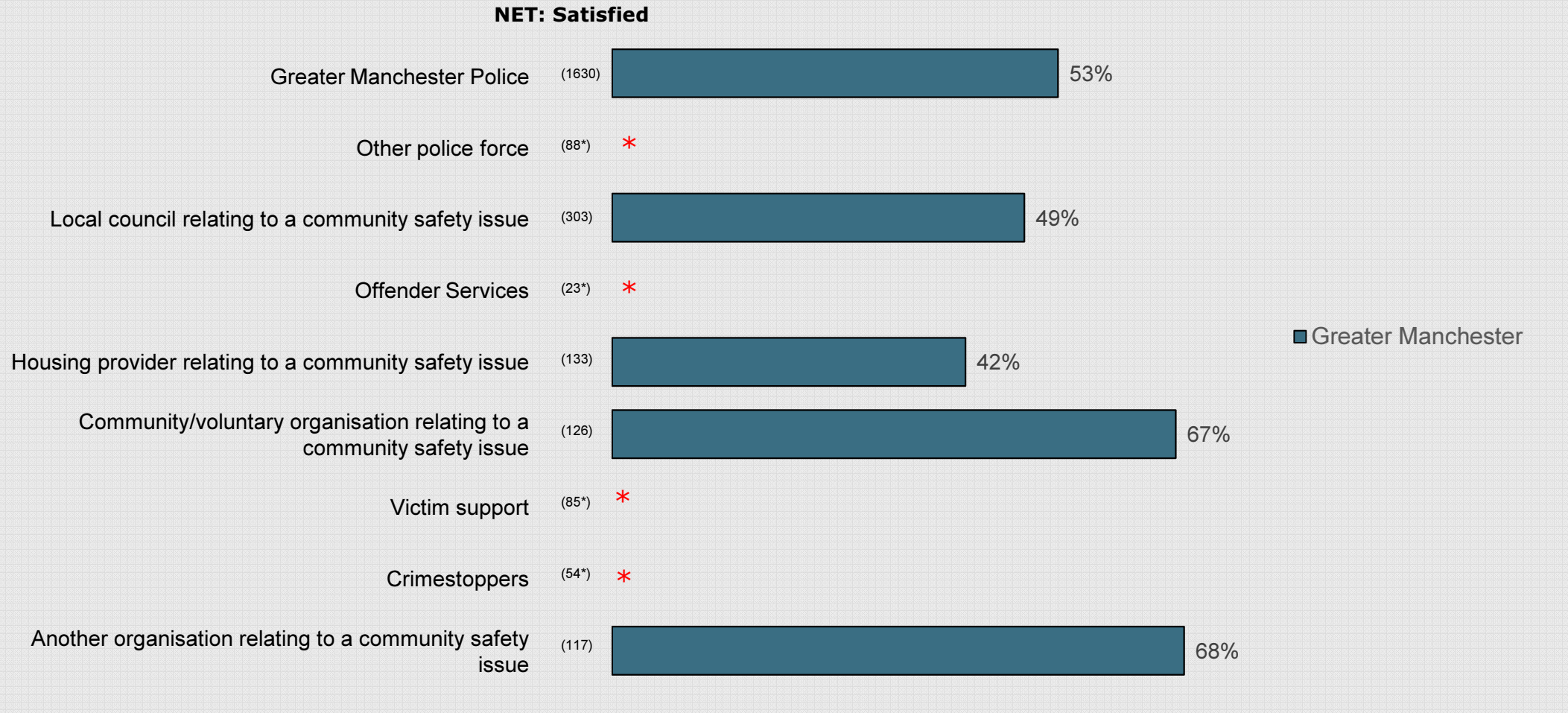


Even though older respondents feel safer in their local area, they are less likely to agree that CSP is dealing with community safety related issues.

The more people rate that they can afford, the more likely they are to agree that the CSP is dealing with community safety related issues.

Respondents who had been a victim and/or witness to a crime were far less likely to agree.

Overall, how satisfied or dissatisfied were you with the service that you received from the organisation you were last in contact with?

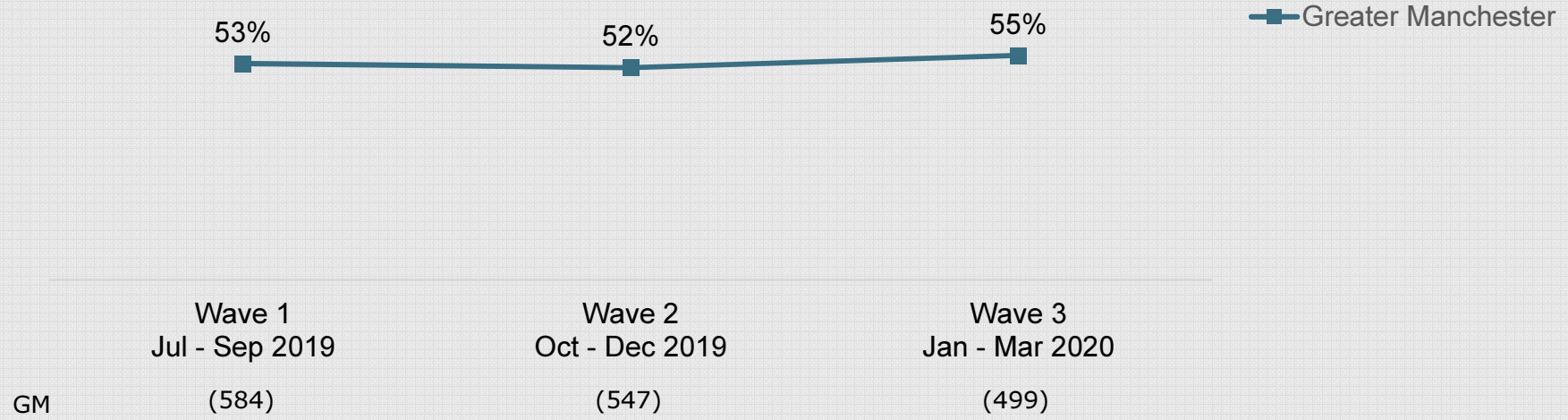


*Results are not shown due to small base size

Source: Q16C – Overall, how satisfied or dissatisfied were you with the service that you received from [the organisation you were last in contact with?
 Respondents to this question: All respondents in Greater Manchester who last had contact with an organisation in the last 12 months (see brackets)
 Iter: Wave: 1, 2, 3

Overall, how satisfied or dissatisfied were you with the service that you received from Greater Manchester Police?

NET: Very/fairly satisfied over time



Source: Q16C – Overall, how satisfied or dissatisfied were you with the service that you received from GMP?

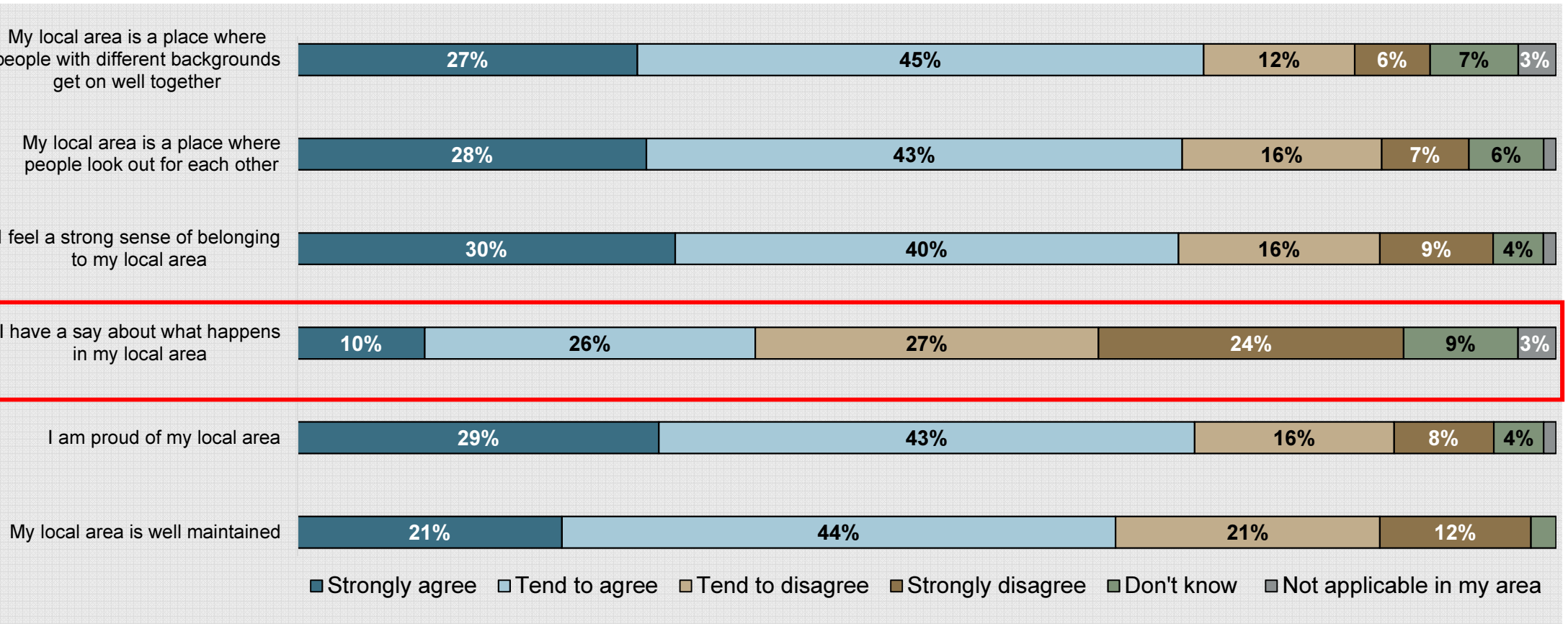
Respondents to this question: All respondents in Greater Manchester who last had contact with an organisation in the last 12 months (see brackets)

Filter: Wave: 1, 2, 3 | Q16b - And which of those organisations were you in contact with most recently?: Greater Manchester Police

About the local area



How strongly do you agree or disagree with each statement about your local area?



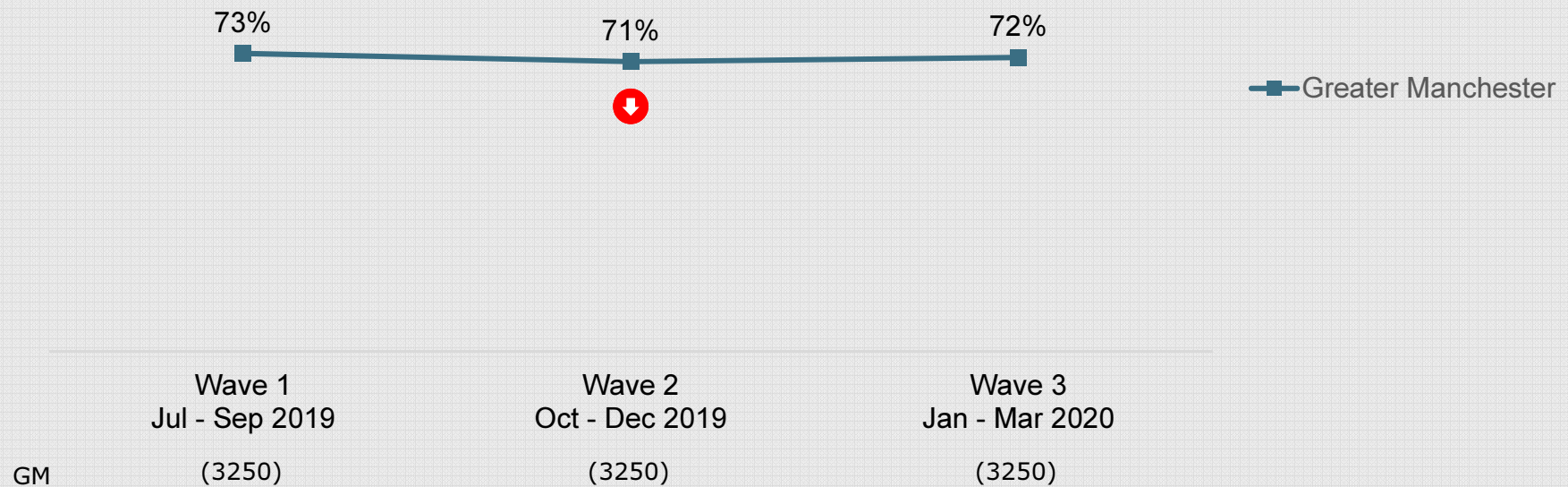
Source: Q19 – How strongly do you agree or disagree with each statement about your local area...? (the area within about 5 minutes walking distance of your home)

Respondents to this question: All respondents in Greater Manchester (9,750)

Iter: Wave: 1, 2, 3

“My local area is a place where people with different backgrounds get on well together”

NET: Strongly/tend to agree
over time



- ↑ Significantly higher than previous wave
- ↓ Significantly lower than previous wave

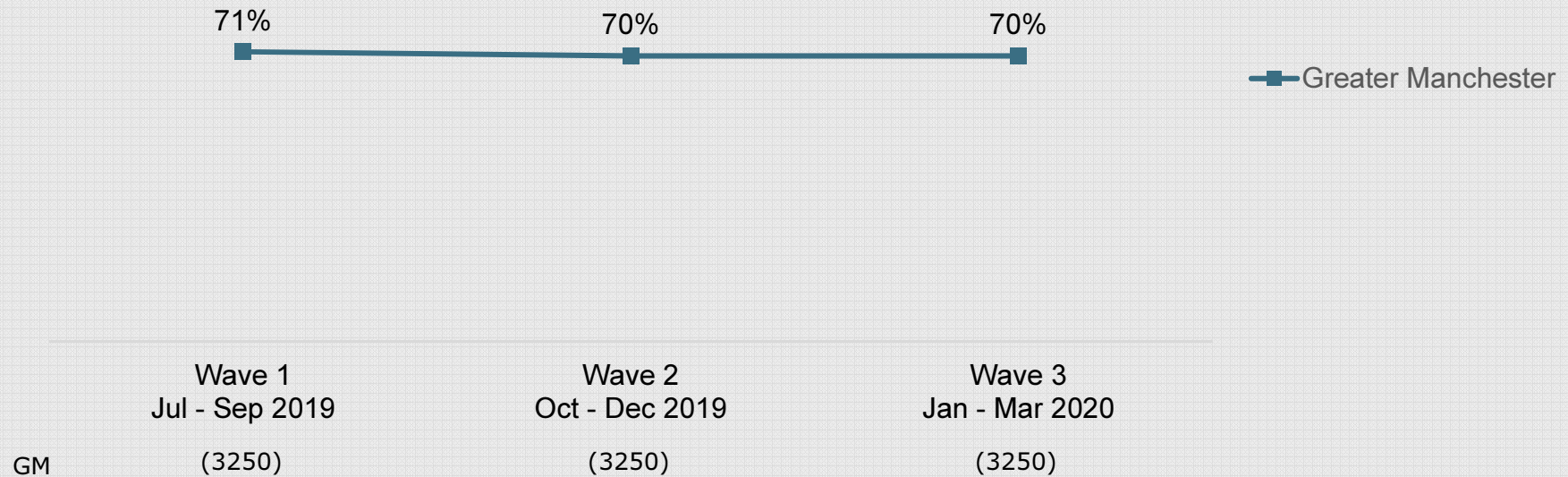
Source: Q19 – How strongly do you agree or disagree with each statement about your local area...? (the area within about 5 minutes walking distance of your home)

Respondents to this question: All respondents in Greater Manchester (by district, as shown in brackets above for latest quarter)

Filter: Wave: 1, 2, 3

“My local area is a place where people look out for each other”

NET: Strongly/tend to agree
over time



- ↑ Significantly higher than previous wave
- ↓ Significantly lower than previous wave

Source: Q19 – How strongly do you agree or disagree with each statement about your local area...? (the area within about 5 minutes walking distance of your home)

Respondents to this question: All respondents in Greater Manchester (by district, as shown in brackets above for latest quarter)

Iter: Wave: 1, 2, 3

Feelings about local community by demographic



The majority of G... respondents feel th... people of differen... background get along... their area and tha... people look out for e... other.

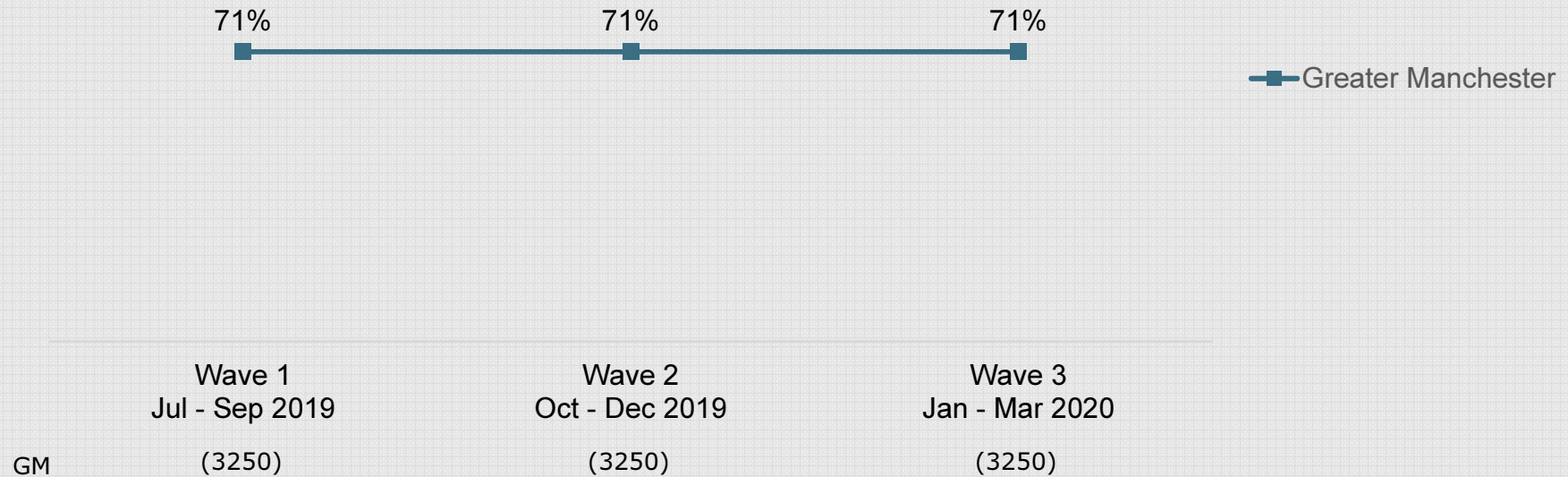
Agreement with the... statements is lower... higher levels of finan... hardship

Older respondents t... to agree more tha... people look out for e... other

Victims / witnesses... less likely to agree... comments about th... local area

“I feel a strong sense of belonging to my local area”

NET: Strongly/tend to agree
over time



- ↑ Significantly higher than previous wave
- ↓ Significantly lower than previous wave

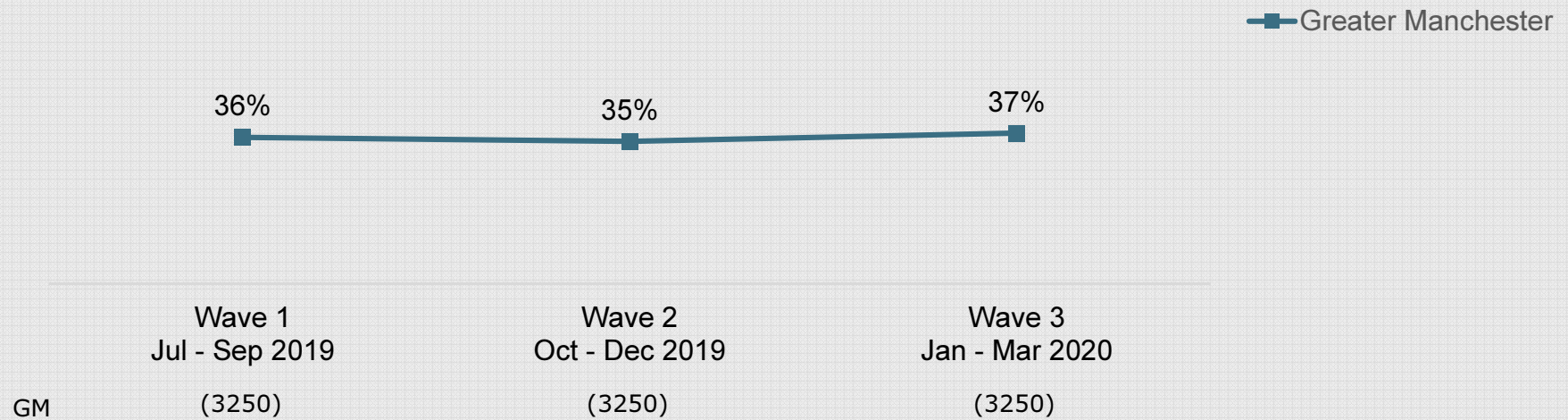
Source: Q19 – How strongly do you agree or disagree with each statement about your local area...? (the area within about 5 minutes walking distance of your home)

Respondents to this question: All respondents in Greater Manchester (by district, as shown in brackets above for latest quarter)

Iter: Wave: 1, 2, 3

‘I have a say about what happens in my local area’

NET: Strongly/tend to agree
over time



- ↑ Significantly higher than previous wave
- ↓ Significantly lower than previous wave

Source: Q19 – How strongly do you agree or disagree with each statement about your local area...? (the area within about 5 minutes walking distance of your home)

Respondents to this question: All respondents in Greater Manchester (by district, as shown in brackets above for latest quarter)

Iter: Wave: 1, 2, 3

Feelings of belonging and having a say by demographic



The majority of GM respondents feel a sense of belonging, but only a third feel they have any say in what happens in their area.

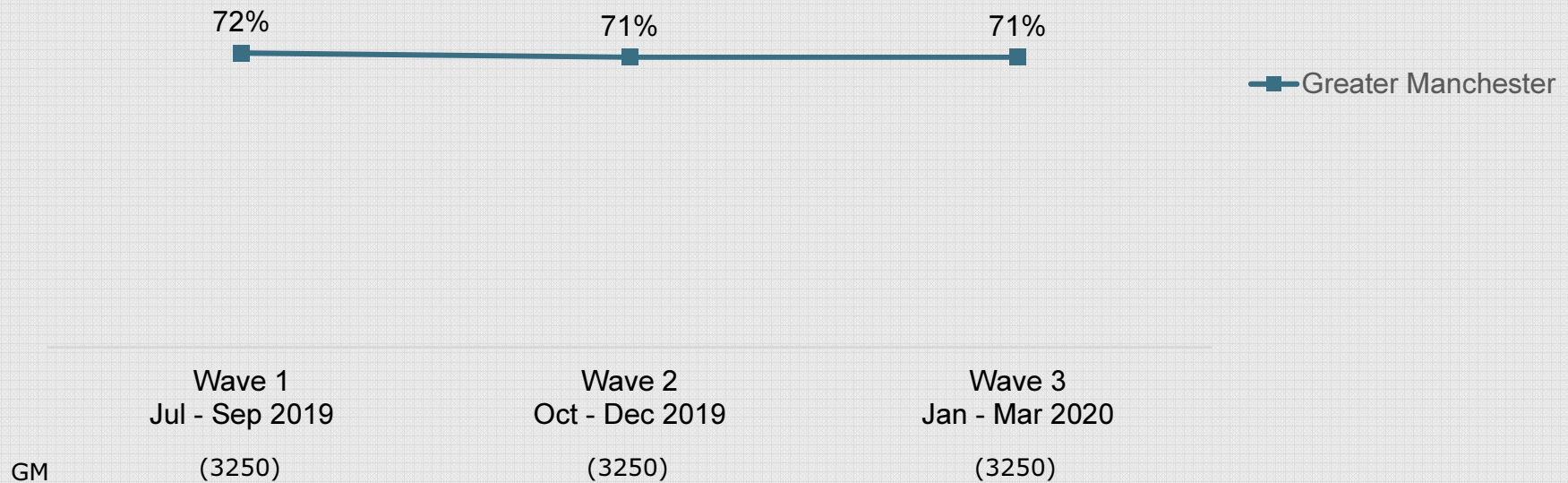
Older respondents tend to feel more belonging than younger residents.

Feelings of belonging and feelings of having a say are both lower among those experiencing more financial hardship.

Those who have been a victim or witness of crime agree less with both of the statements.

“I am proud of my local area”

NET: Strongly/tend to agree
over time



- ↑ Significantly higher than previous wave
- ↓ Significantly lower than previous wave

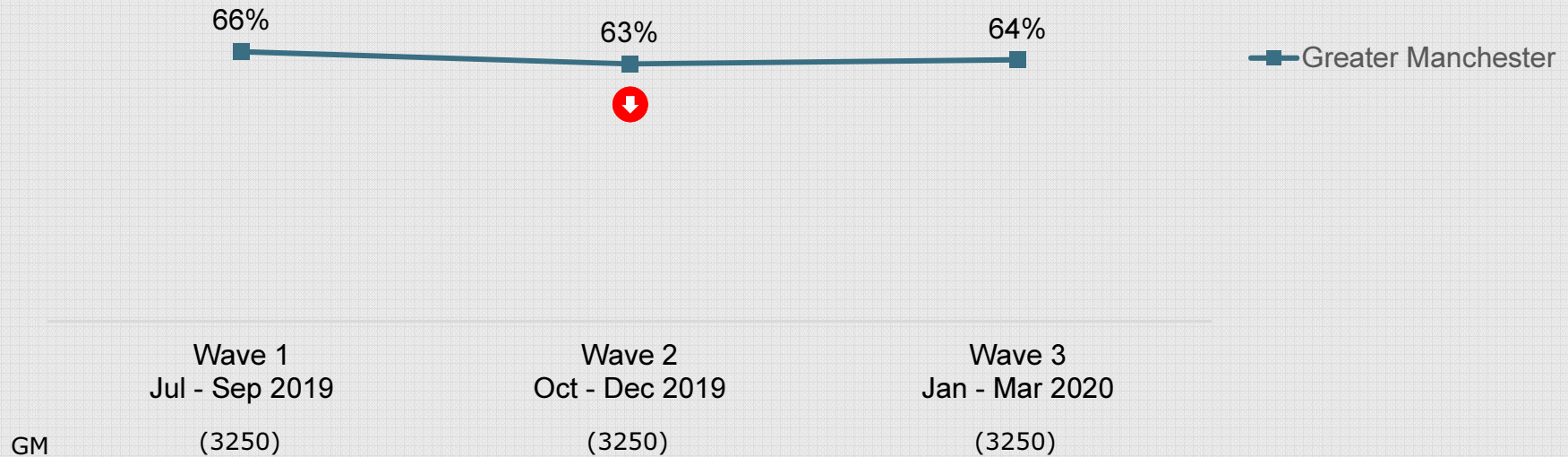
Source: Q19 – How strongly do you agree or disagree with each statement about your local area...? (the area within about 5 minutes walking distance of your home)

Respondents to this question: All respondents in Greater Manchester (by district, as shown in brackets above for latest quarter)

Iter: Wave: 1, 2, 3

“My local area is well maintained”

NET: Strongly/tend to agree
over time



↑ Significantly higher than previous wave

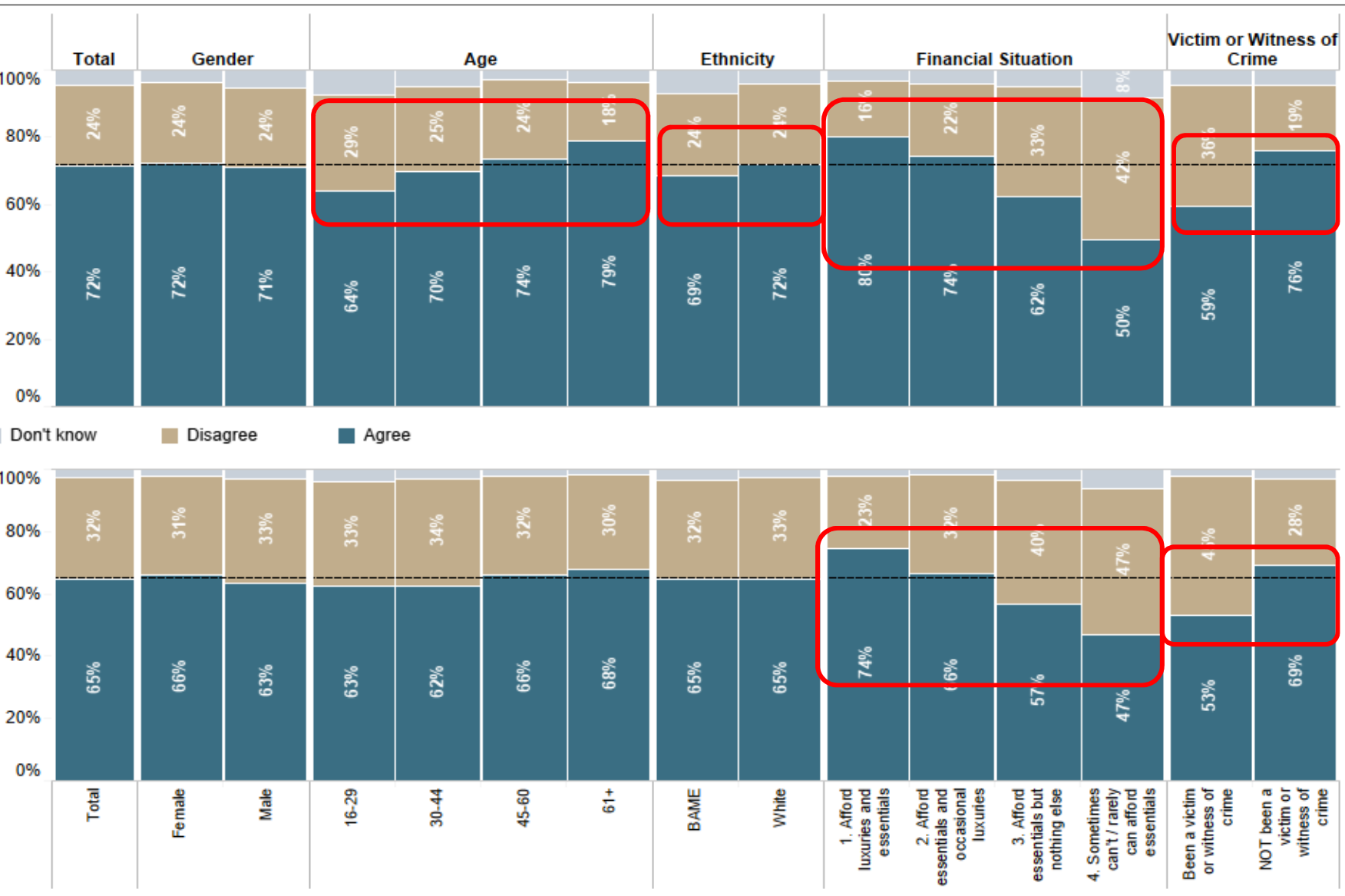
↓ Significantly lower than previous wave

Source: Q19 – How strongly do you agree or disagree with each statement about your local area...? (the area within about 5 minutes walking distance of your home)

Respondents to this question: All respondents in Greater Manchester (by district, as shown in brackets above for latest quarter)

Filter: Wave: 1, 2, 3

Feelings of pride and living in a well-maintained area by demographic



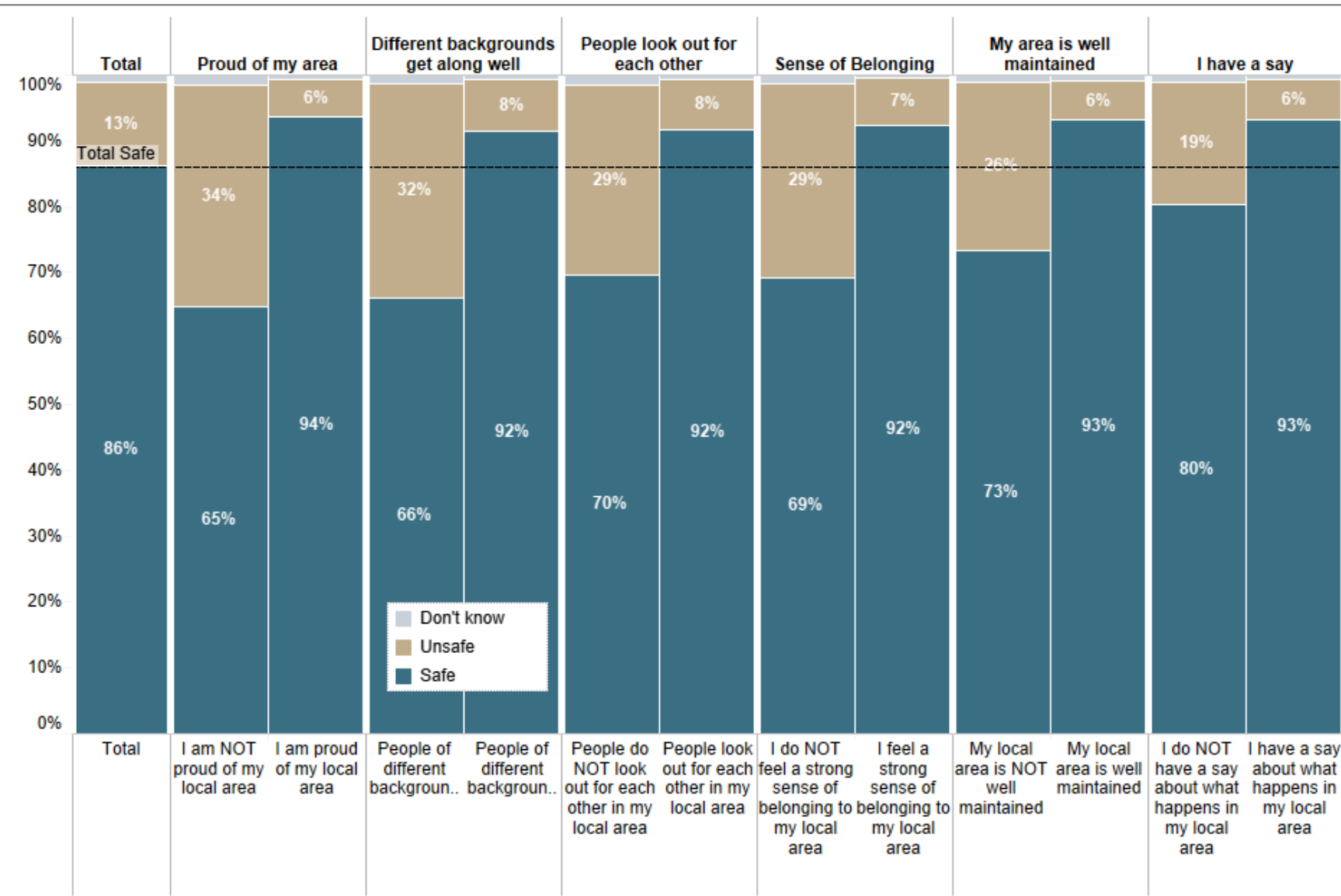
The majority of GMCA respondents are proud of their local area and feel it is well maintained

Older respondents tend to be more proud of their local area

A smaller proportion of BAME respondents feel proud of their local area

Feelings of pride and living in a well-maintained area are both lower among those experiencing more financial hardship and those who have been a victim or witness of crime

Feelings of safety by feelings about the local area



Those with a more negative perception of their local area also feel less safe.

This is consistent across all measures of feeling about the local area.

The largest difference is between those who do and do not feel proud of their local area.

The smallest difference is for feelings of having a say about their local area.

Cross Cutting Insights

Better financial situation is associated with higher feelings of safety, higher confidence and higher satisfaction

Better views of local area is associated with higher feelings of safety, higher confidence and higher satisfaction

BAME respondents have lower confidence, lower satisfaction and feel less safe

Being a victim and/or witness of a crime is associated with lower feelings of safety and lower confidence

Issues arising from Wave 4 and Implications for future Waves



The Survey During the COVID19 Lockdown

The vast majority of interviews for Wave 3 were conducted pre-lockdown, no changes to methodology of survey were made

Impact on Wave 4	Impact on survey	Changes made for Wave 4 survey
All face to face interviews stopped	<ul style="list-style-type: none"> • Lower response rate from: <ul style="list-style-type: none"> • younger age groups (both 16-29 and 30-44) • BAME • Men • Some LAs 	<ul style="list-style-type: none"> • Buying in additional targeted mobile phone numbers (no additional cost to GMCA) • Reducing time limit for resurveying to 6 months • Asking respondents if another person in the household might be interested in taking part
Lockdown has restricted socialising	Socialising questions not currently relevant	Questions about socialising removed
Lockdown has significantly impacted on people's working life	'Safety at work' may no longer be relevant	Additional question added to understanding changes to working arrangements
Lockdown has significantly impacted on people's studying	People are no longer going to a place of study	'Safety at place of study' question removed

Implications for Wave 5 (due to start Jul 20)

Unlikely that face to face interviews will be possible

Working with DJS and colleagues from the university and Comms / Engagement team to consider alternatives to achieve the required sample within current budget

Propose to remove the “how safe do you feel at place of study?” question

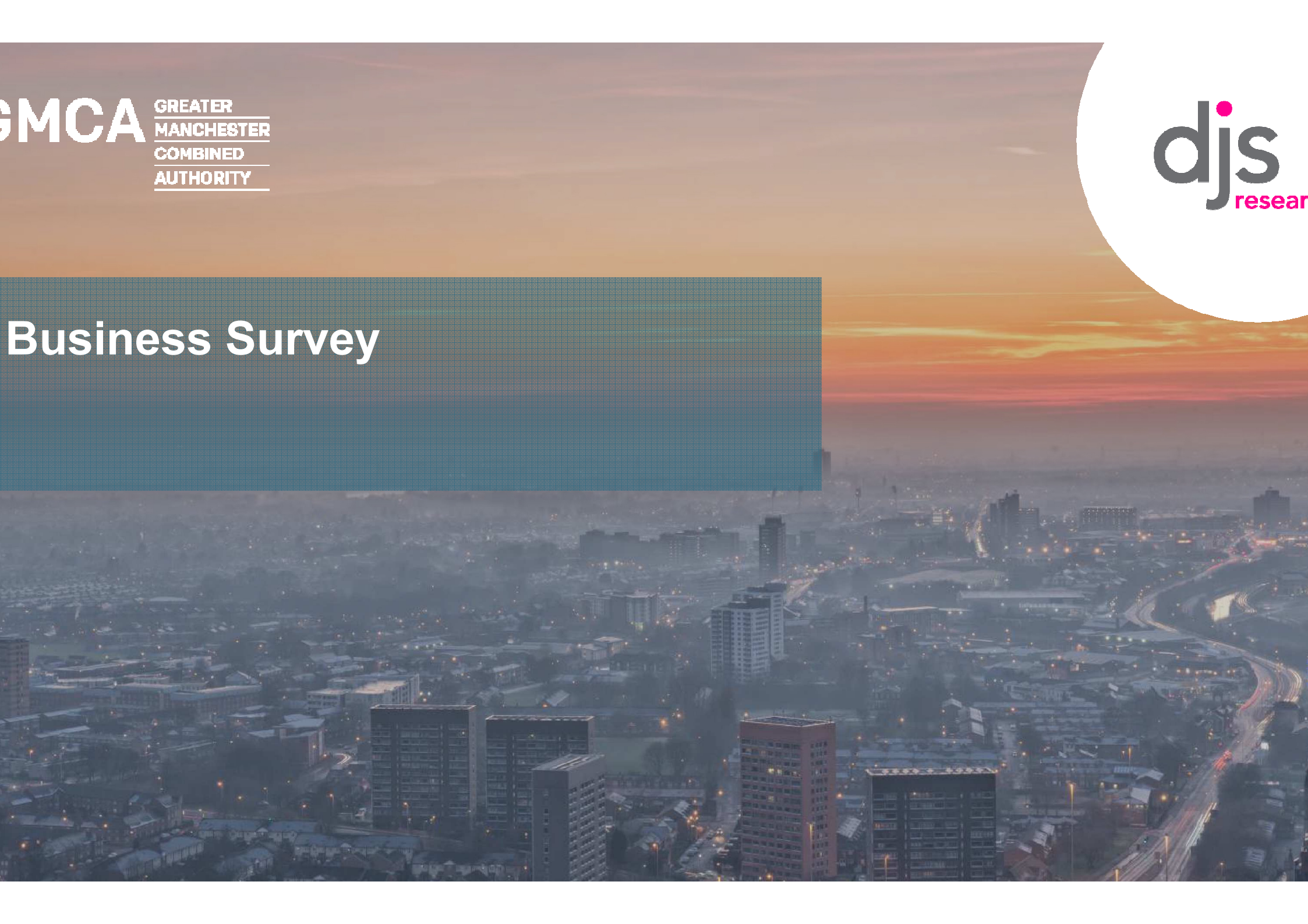
Question around “how safe do you feel when socialising in your district?”

- Reintroduce as in Waves 1-3
- Continue to omit as in Wave 4
- Replace with a modified question e.g. “How safe do you feel away from your home?”

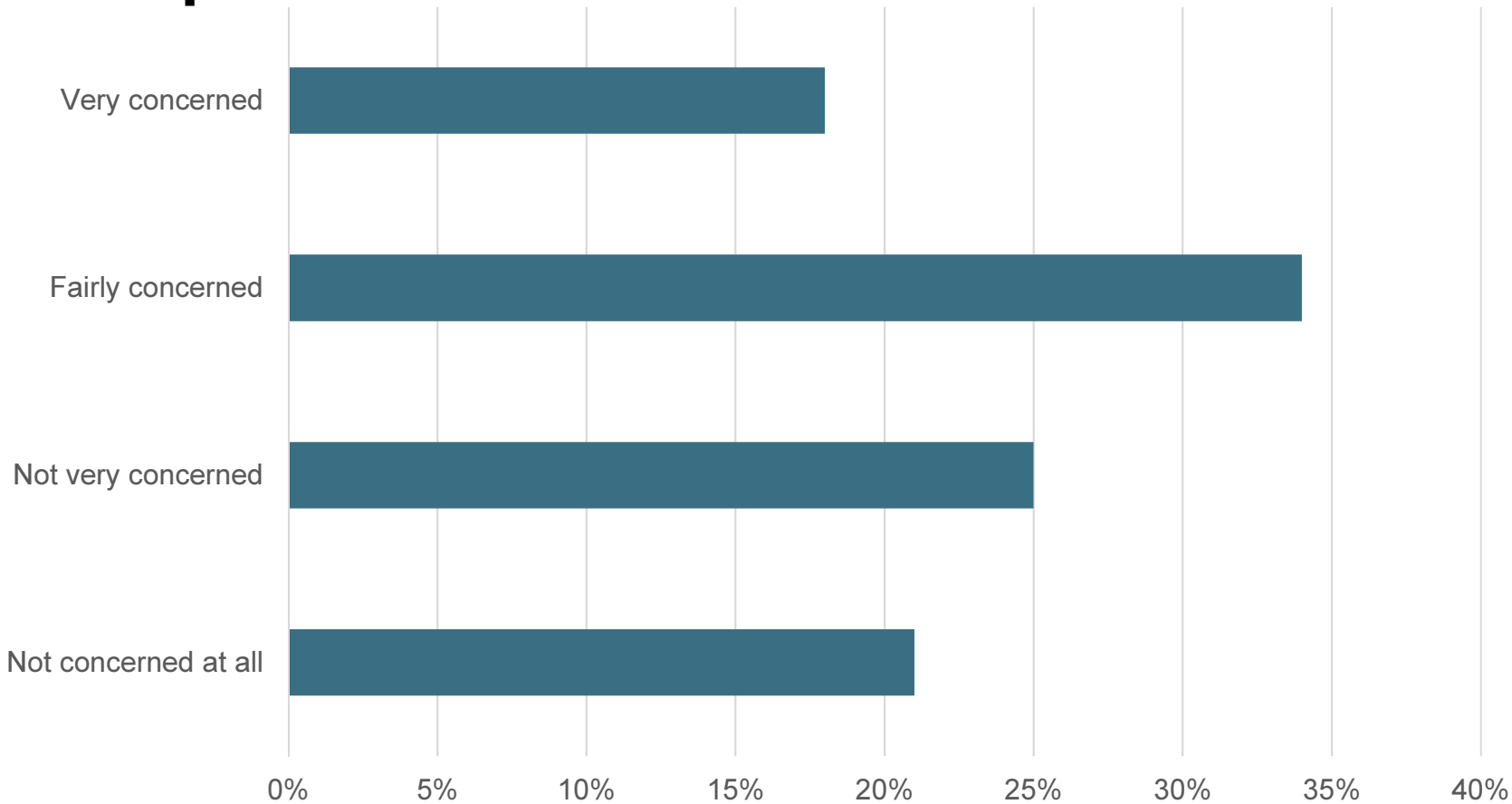
GMCA **GREATER
MANCHESTER
COMBINED
AUTHORITY**

djs
research

Business Survey



Thinking about your business, how concerned are you about community safety, security, crime, or disorder in the vicinity of your business premises?



Base size: 534

Contact Details

Dr Sarah Barnes
Research and Strategy Team
Greater Manchester Combined Authority

Telephone: 0161 778 7000

Email: research@greatermanchester-ca.gov.uk

Broadhurst House
56 Oxford Street
Manchester
M1 6EU

