

GREATER MANCHESTER POLICE AND CRIME PANEL

Date: 30th June 2020

Subject: Greater Manchester Police – Crime data

Report of: Bev Hughes – Deputy Mayor for Police, Crime, Criminal Justice services and Fire

PURPOSE OF REPORT:

The purpose of this report is to inform the Greater Manchester Police and Crime Panel of the recorded Crime, in Greater Manchester, in 2019, when compared to the previous year, 2018. This recorded crime data is produced from the iOPS Data Warehouse.

RECOMMENDATIONS:

Greater Manchester Police and Crime Panel members are asked to note the information contained in this report.

CONTACT OFFICERS:

ACC Sykes – Chris.sykes@gmp.police.uk

iOPS Performance Tools:

iOPS consists of a number of products, designed to work together, to support operational policing. The data presented here has been extracted from iOPS Cognos.

iOPS Cognos is our strategic reporting tool.

iOPS Cognos is based on the IBM Cognos product and runs off a data warehouse to give us access to a large data set and a range of analytical tools that extract the data, providing reports for the organisation and its partners.

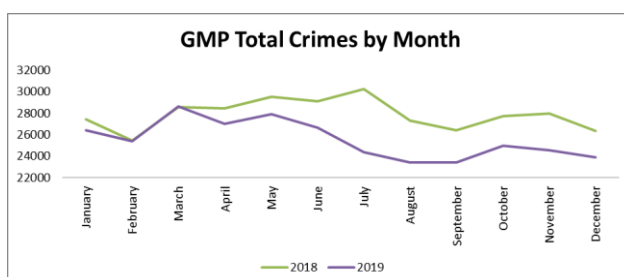
We can analyse this data in iOPS Cognos itself or we can extract the data to Excel or other statistical tools such as SPSS for further insight. We are also able to extract large data sets to share with our academic partners such as Manchester Metropolitan University and their data centre and they use this to give us strategic insight into our data by comparing it with partner and open source data.

In addition to iOPS Cognos, we also have a dashboard of performance sourced straight from our core systems, but presented in an easy to view way – the iOPS Dashboard. This displays how many incidents, crime and care plans we currently have open and is a very useful visual representation of demand.

For tactical reporting we have PoliceWorks and ControlWorks reports which come straight out of our command and control, records management and our call handling systems. These allow us to see up to the minute demand data such as how many people are in a custody suite, or how many calls we have.

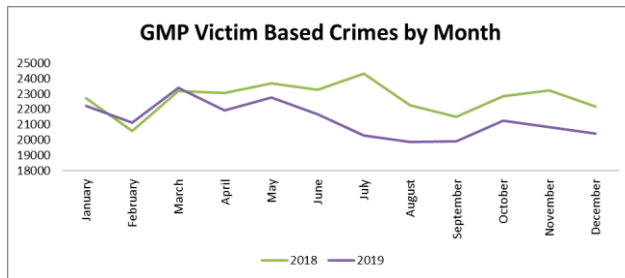
1) Crime type comparison 2018 - 2019.

Crime type	2018	2019	Change
Total crime	334,544	306,663	-8%
Victim based crime	272,797	255,561	-6%
Burglary	30,146	27,670	-8%
Robbery	7,649	6,986	-9%
Vehicle offences	31,658	31,146	-2%
Domestic abuse	45,718	41,017	-10%
Rape	3,677	3,579	-3%



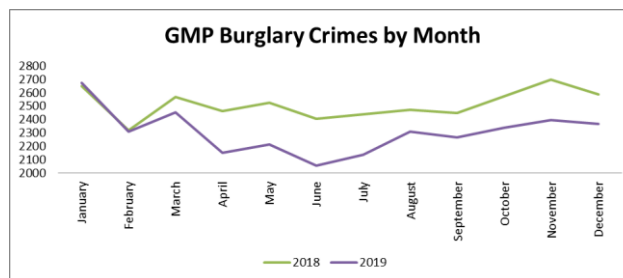
Overall in 2019 total crimes fell by nearly 28,000 or 8% when compared to the total

in 2018. The lowest monthly volume of crime was in August 2019 with 23,410 and the highest month of crime in 2019 was March with 28,644.



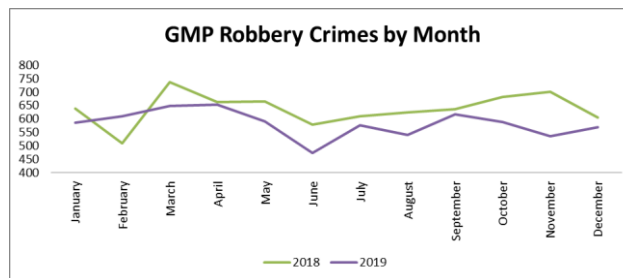
Overall in 2019 victim based crimes fell by just over 17,000 or 6% when compared to the total in 2018. The lowest monthly volume of crime was in August 2019 with 19,875 and the highest month of crime in 2019 was March with 23,386.

Overall in 2019 by nearly 2,500 or to the total in 2018. volume of crime with 2,055 and the crime in 2019 was



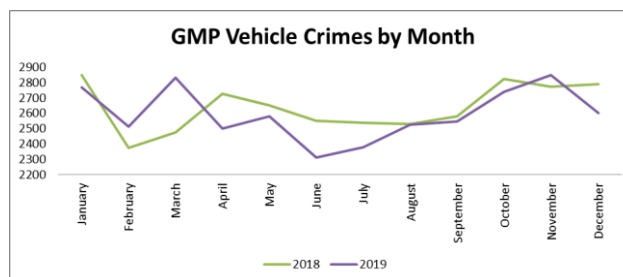
burglary crimes fell 8% when compared The lowest monthly was in June 2019 highest month of January with 2,676.

Overall in 2019 by just over 660 or to the total in 2018. volume of crime with 472 and the crime in 2019 was



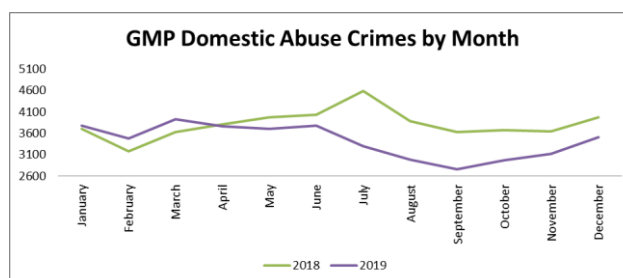
robbery crimes fell 9% when compared The lowest monthly was in June 2019 highest month of April with 654.

Overall in 2019 by just over 500 or to the total in 2018. volume of crime with 2,312 and the crime in 2019 was 2,850.



vehicle crimes fell 2% when compared The lowest monthly was in June 2019 highest month of November with

Overall in 2019 crimes fell by just when compared to The lowest monthly was in September and the highest



domestic abuse over 4,700 or 10% the total in 2018. volume of crime 2019 with 2,754 month of crime in

2019 was March with 3,924.

2) A Brief History.

National Crime Recording Standards

In August 2016 HMICFRS published a report in which it judged the compliance by Greater Manchester Police with National Crime Recording Standards (NCRS) as inadequate, estimating that GMP failed to record 38,000 reported crimes a year, including violent and sexual offences. That year GMP recorded 230,000 crimes.

Home Office Counting Rules (HOCR) are based on legal definitions and stipulate how multiple crimes should be counted and recorded; officers are also required to correctly apply the principle crime rule.

In response to the Report, GMP devised and implemented Operation Octopus to address the issues raised. Gold meetings and Tactical meetings were convened to devise and implement GMP's strategic responses to HMICFRS's Report and to monitor progress.

Crime Progression teams

Operation Octopus took a system-wide approach to examining and tackling the issues raised by the HMIC report. This led to some restructuring of resources at local level, with the introduction of Crime Progression Teams (CPT) in June 2017. The role of the CPT being to provide robust interrogation of each new crime, by trained crime evaluators, to identify missing or incorrectly classified crimes under NCRS and HOCR rules, missing flags and qualifiers and to quality assure the initial investigation assessment against the PIP1 Crime Management Standard. At the end of the investigation, the CPT hold responsibility for ensuring that correct outcomes are applied, Victims Code of Practice (VCOP) is complied with as well as a final quality assurance process.

GMP has implemented specific training packages to improve NCRS and HOCR. All GMP Neighbourhood Patrol and Beat Officers and Sergeants have undertaken training and this is now a mandatory training requirement for all newly appointed officers and newly promoted Sergeants.

Equally there has been significant investment in training new crime evaluators and the Continuous Professional Development of those in role since 2017.

It is interesting to note that although the HMICFRS assessed that 38,000 crimes were under recorded in 2016/17, that the following year GMP recorded an additional 110,000 crimes to circa 340,000.

3) Crime Standards/Governance.

In subsequent HMICFRS inspections and indeed GMP internal audits it was noted that GMP are still under-recording crime on occasion but equally, over recording was also taking place. Thus, re-iterating the point that NCRS and HOCR are inherently complicated.

It should be noted that there has been a significant improvement in overall crime standards in GMP. In 2018 the PIP1 and Supervisory Effectiveness audit was implemented with a compliance rate of 50%. A significant training programme was delivered to all frontline staff leading to improved performance and cultural change. Around 20,000 crimes have now been audited and scrutinised, identifying trends and rectifying them quickly, hence there has been a discernible rise in quality of crime records in latest audits compared to 2017.

Current overall compliance is 81%, highlighting the significant improvements made.

4) To Summarise

When comparing 2019, to 2018, our total crimes recorded fell by nearly 28,000 or 8%.

Crime recording standards in GMP have significantly improved from 2018 to 2019 and continue in an upward trajectory. Although overall crime is down, in line with National findings, it is accepted that continued improvement is required to ensure crime data is accurate and in line with NCRS requirements.

To this end, GMP have invested extensively in dedicated resources at all ranks and roles, to improve crime recording and NCRS compliance and the new centralised Crime Recording and Resolution Unit will undoubtedly assist in this regard, using specially trained staff to record crime at the first point of contact in Greater Manchester.

GMP's commitment to improving NCRS, HOCR, Crime Data and Standards sees the launch of the new Crime and Incident Recording Centre of Excellence on Monday 4th May, involving the re-alignment of specialist teams under a Force Crime Lead. This team will deliver an end to end co-ordinated approach to make improvements at the Centre and on Districts in all aspect of crime and incident recording.